

INDUSTRY SECTOR SNAPSHOT

## Economic Growth Region 9

## Quarter 3 2025

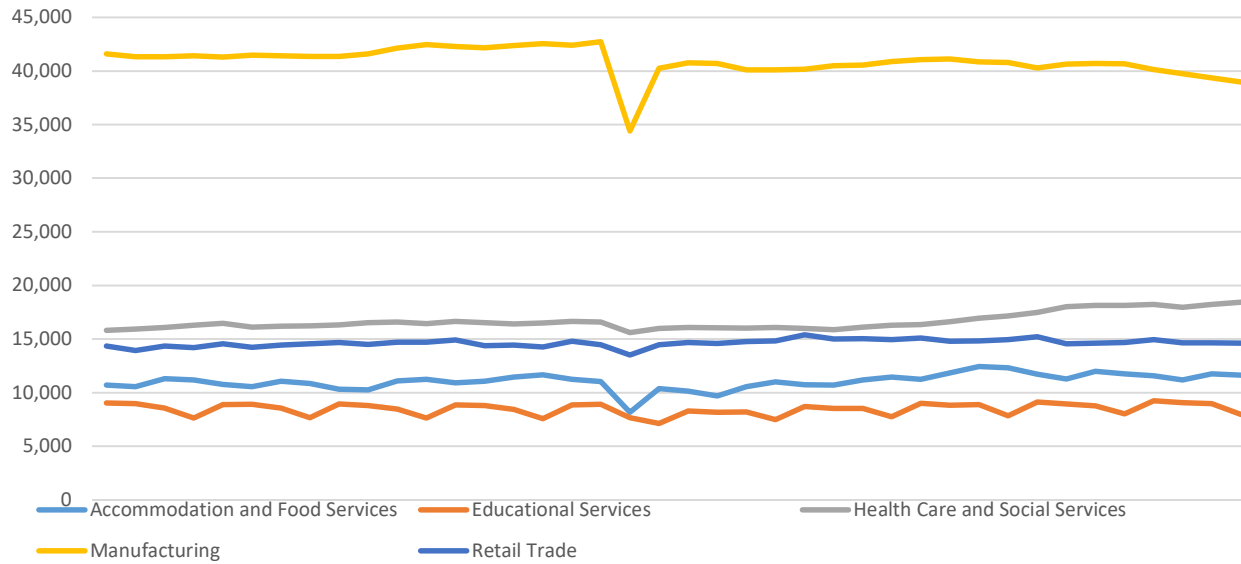
Bartholomew, Dearborn, Decatur, Franklin, Jackson, Jefferson, Jennings, Ohio, Ripley, and Switzerland Counties

Industry	Jobs	Previous Year	Establishments	Previous Year	Average Weekly Wage	Previous Year
<b>Total</b>	<b>138,809</b>	<b>↓ -1.02%</b>	<b>7,101</b>	<b>↑ 0.75%</b>	<b>\$1,152</b>	<b>↑ 3.50%</b>
Accommodation and Food Services	11,636	↓ -0.84%	592	↑ 1.37%	\$445	↑ 4.71%
Admin. & Support & Waste Mgt. & Rem. Services	5,982	↑ 0.20%	344	↑ 1.78%	\$972	↑ 8.00%
Agriculture, Forestry, Fishing and Hunting*	424	↓ -56.29%	106	↑ 6.00%	\$894	↓ -25.75%
Arts, Entertainment, and Recreation*	872	↑ 0.81%	87	↑ 4.82%	\$506	↑ 9.52%
Construction	6,308	↑ 6.25%	711	↑ 4.10%	\$1,435	↑ 9.88%
Educational Services*	7,947	↓ -1.02%	139	↓ -0.71%	\$891	↑ 1.60%
Finance and Insurance	2,878	↑ 2.82%	446	↑ 0.22%	\$1,404	↑ 4.15%
Health Care and Social Services	18,435	↑ 1.59%	745	↑ 1.09%	\$1,128	↑ 1.81%
Information*	881	↑ 6.02%	98	↑ 16.67%	\$958	↑ 9.36%
Management of Companies and Enterprises*	1,412	↓ -9.08%	55	↓ -3.51%	\$1,759	↓ -15.11%
Manufacturing	38,964	↓ -4.16%	467	↓ -2.30%	\$1,562	↑ 5.26%
Mining*	58	↓ -1.69%	17	↑ 6.25%	\$1,122	↑ 14.96%
Other Services (Except Public Administration)	3,086	↑ 1.68%	503	↑ 2.03%	\$750	↑ 7.60%
Professional, Scientific, and Technical Services	3,107	↑ 1.87%	586	↑ 0.86%	\$1,389	↑ 1.76%
Public Administration	6,070	↓ -0.07%	180	↑ 1.69%	\$951	↑ 4.62%
Real Estate and Rental and Leasing*	863	↓ -10.94%	269	↑ 4.67%	\$857	↑ 5.15%
Retail Trade	14,615	↓ -0.30%	1,004	↓ -2.62%	\$667	↑ 4.55%
Transportation & Warehousing	6,693	↓ -2.06%	321	↓ -3.89%	\$1,188	↓ -6.09%
Utilities*	592	↑ 13.41%	58	○ 0.00%	\$1,759	↑ 7.00%
Wholesale Trade*	4,569	↓ -1.42%	373	↑ 0.27%	\$1,538	↑ 7.18%

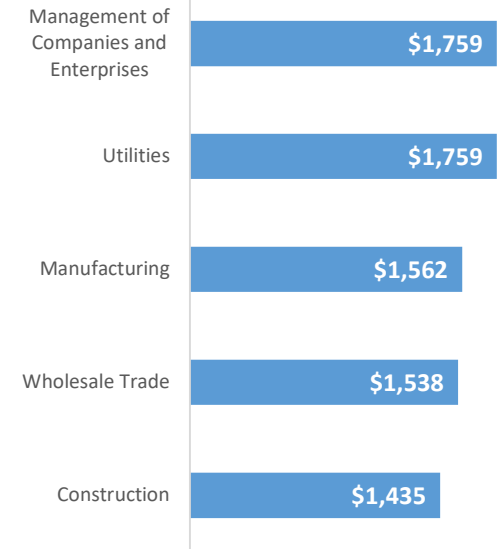
\* These industries exclude county data (jobs and wages) that are not available due to non-disclosure requirements.

D = This item is not available due to non-disclosure requirements.

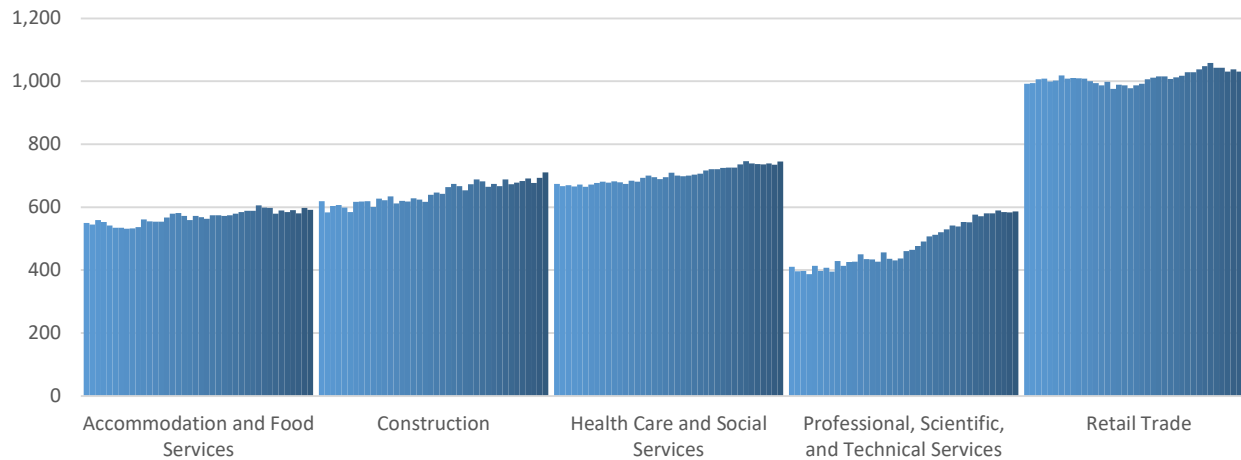
Top 5 Largest Industries by Jobs (past 10 years)



Top 5 Paying Industries by Average Weekly Wage



Top 5 Largest Industries by Establishments (past 10 years)



Source:

*Quarterly Census of Employment and Wages,  
Indiana Dept. of Workforce Development*

For more information, contact:

**Jillian Gregory**

Regional Workforce Analyst

[jgregory@dwd.in.gov](mailto:jgregory@dwd.in.gov)

