



# HOOSIERS BY THE NUMBERS

Your premier source for labor market information for Indiana.



## INDUSTRY SECTOR SNAPSHOT

### Economic Growth Region 9

Quarter 3 2024

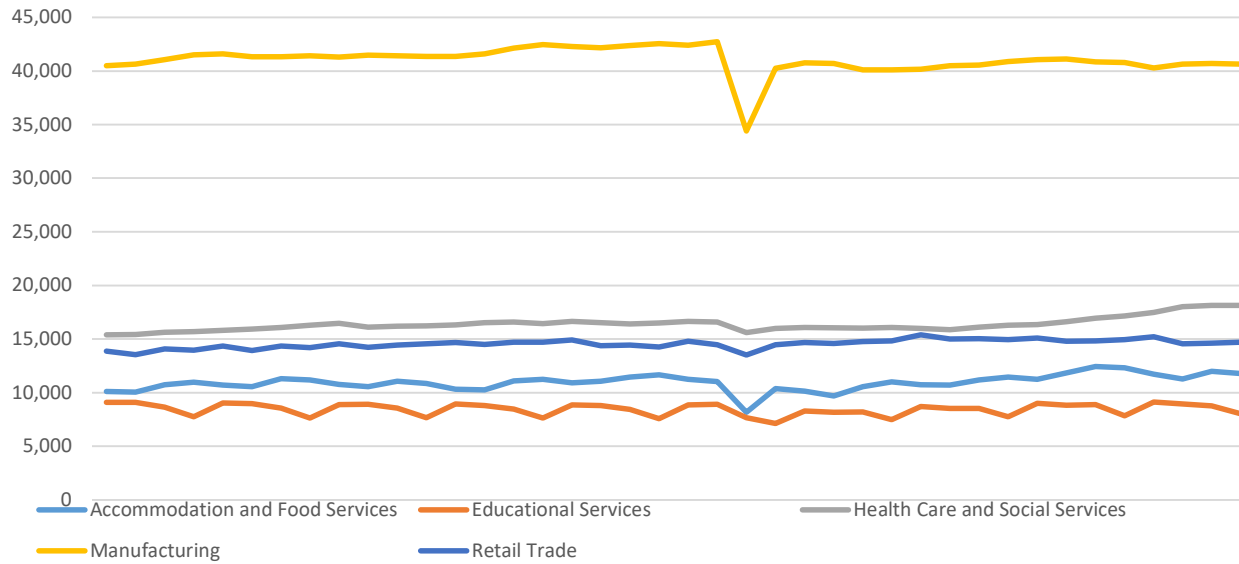
Bartholomew, Dearborn, Decatur, Franklin, Jackson, Jefferson, Jennings, Ohio, Ripley, and Switzerland Counties

Industry	Jobs	Previous Year	Establishments	Previous Year	Average Weekly Wage	Previous Year
<b>Total</b>	<b>140,141</b>	<b>↑ 0.31%</b>	<b>7,016</b>	<b>↑ 0.65%</b>	<b>\$1,113</b>	<b>↑ 2.30%</b>
Accommodation and Food Services	11,764	↓ -4.33%	582	↓ -2.84%	\$424	↑ 5.47%
Admin. & Support & Waste Mgt. & Rem. Services*	5,957	↓ -8.06%	334	↑ 1.21%	\$901	↑ 5.38%
Agriculture, Forestry, Fishing and Hunting*	970	↑ 133.17%	100	↑ 5.26%	\$1,204	↑ 54.76%
Arts, Entertainment, and Recreation*	821	↑ 0.49%	81	↓ -3.57%	\$484	↑ 5.22%
Construction	5,923	↑ 3.39%	680	↑ 1.95%	\$1,308	↑ 9.18%
Educational Services*	8,015	↑ 2.21%	139	↓ -2.11%	\$877	↑ 2.10%
Finance and Insurance	2,797	↑ 0.65%	443	↑ 1.37%	\$1,349	↑ 7.49%
Health Care and Social Services	18,147	↑ 5.86%	737	↑ 1.66%	\$1,108	↑ 0.64%
Information*	831	↓ -5.35%	84	↑ 3.70%	\$876	↑ 0.34%
Management of Companies and Enterprises*	1,553	↓ -9.60%	57	○ 0.00%	\$2,072	↓ -35.03%
Manufacturing	40,642	↓ -0.34%	476	↑ 0.21%	\$1,484	↑ 4.14%
Mining*	59	↑ 7.27%	16	○ 0.00%	\$976	↓ -5.33%
Other Services (Except Public Administration)*	3,005	↓ -0.20%	486	↓ -1.82%	\$695	↑ 6.76%
Professional, Scientific, and Technical Services	3,035	↓ -0.49%	578	↑ 4.90%	\$1,368	↓ -0.44%
Public Administration	6,060	↑ 3.54%	177	○ 0.00%	\$909	↑ 6.44%
Real Estate and Rental and Leasing	967	↑ 5.91%	256	↓ -0.39%	\$815	↑ 3.69%
Retail Trade	14,705	↓ -1.51%	1,029	↓ -1.81%	\$637	↓ -3.78%
Transportation & Warehousing	6,840	↑ 2.27%	333	↑ 1.22%	\$1,264	↑ 4.12%
Utilities*	522	↑ 0.97%	58	↓ -1.69%	\$1,644	↓ -0.18%
Wholesale Trade*	4,618	↑ 6.60%	370	↑ 6.63%	\$1,437	↑ 1.99%

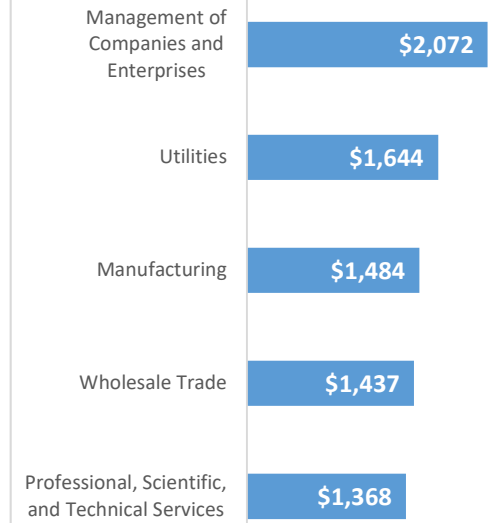
\* These industries exclude county data (jobs and wages) that are not available due to non-disclosure requirements.

D = This item is not available due to non-disclosure requirements.

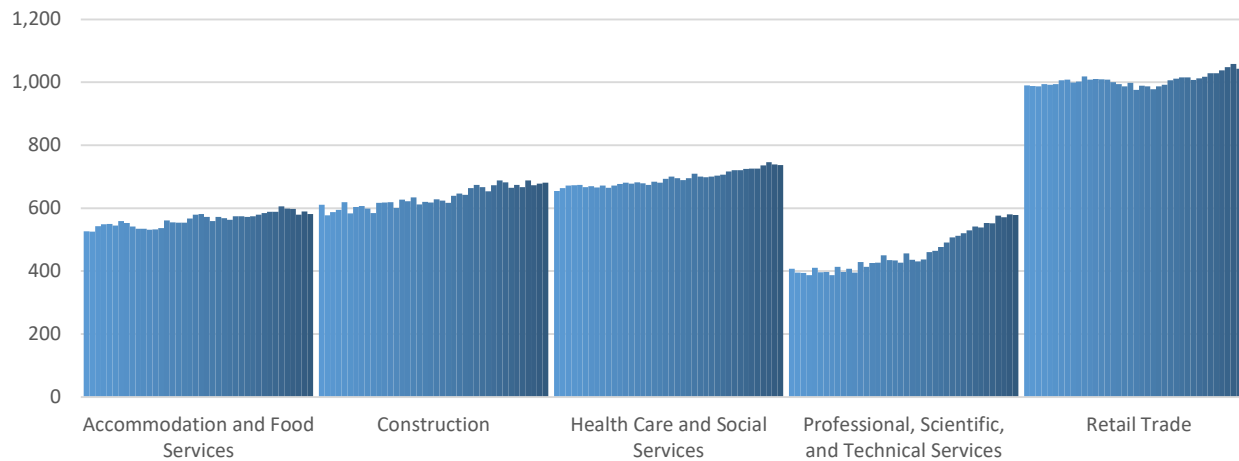
Top 5 Largest Industries by Jobs (past 10 years)



Top 5 Paying Industries by Average Weekly Wage



Top 5 Largest Industries by Establishments (past 10 years)



Source:

*Quarterly Census of Employment and Wages,  
Indiana Dept. of Workforce Development*

For more information, contact:

**Jillian Gregory**

Regional Workforce Analyst

[jgregory@dwd.in.gov](mailto:jgregory@dwd.in.gov)

