

INDUSTRY SECTOR SNAPSHOT

## Economic Growth Region 9

Quarter 2 2024

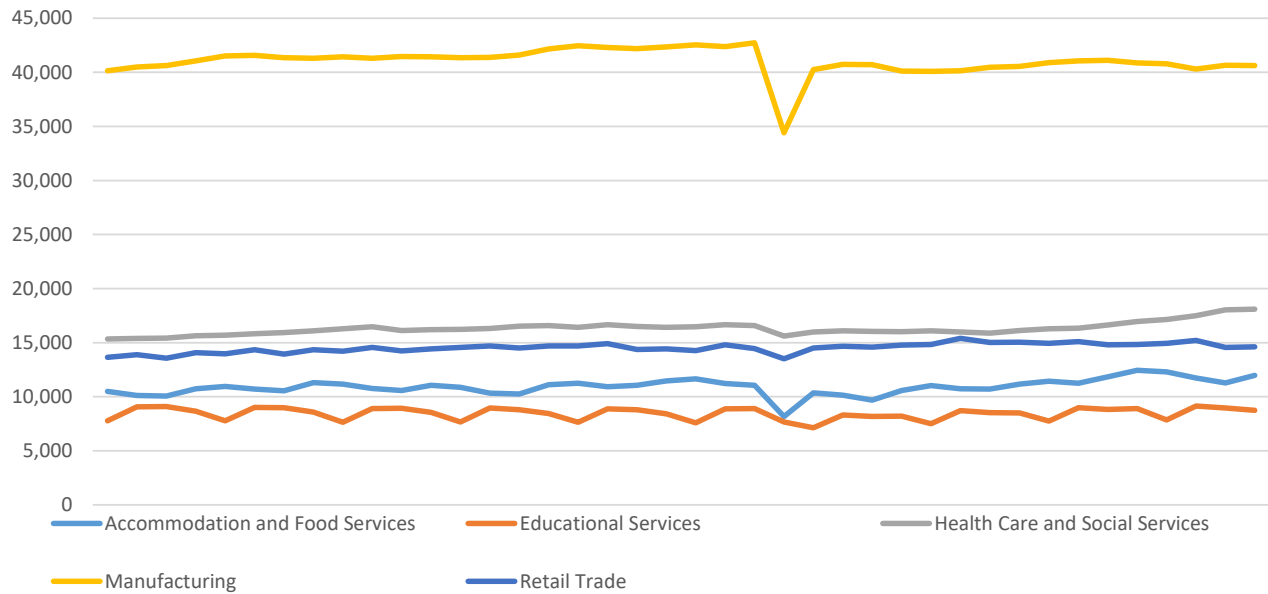
Bartholomew, Dearborn, Decatur, Franklin, Jackson, Jefferson, Jennings, Ohio, Ripley, and Switzerland Counties

Industry	Jobs	Previous Year	Establishments	Previous Year	Average Weekly Wage	Previous Year
<b>Total</b>	<b>140,786</b>	<b>↑ 0.20%</b>	<b>7,027</b>	<b>↑ 0.47%</b>	<b>\$1,113</b>	<b>↑ 4.90%</b>
Accommodation and Food Services	11,970	↓ -3.80%	583	↓ -3.64%	\$428	↑ 3.63%
Admin. & Support & Waste Mgt. & Rem. Services*	5,994	↓ -4.42%	324	↓ -1.52%	\$887	↑ 7.13%
Agriculture, Forestry, Fishing and Hunting*	411	↓ -0.96%	100	↑ 4.17%	\$798	↑ 4.59%
Arts, Entertainment, and Recreation*	740	↓ -10.63%	83	↓ -3.49%	\$478	↑ 10.65%
Construction	5,692	↓ -0.68%	670	↓ -0.59%	\$1,241	↑ 8.38%
Educational Services*	8,745	↓ -1.70%	141	↓ -1.40%	\$877	↑ 8.00%
Finance and Insurance	2,782	↑ 1.98%	444	↑ 3.02%	\$1,337	↑ 6.70%
Health Care and Social Services	18,095	↑ 6.70%	734	↑ 1.24%	\$1,074	↑ 1.13%
Information*	830	↓ -10.56%	89	↑ 9.88%	\$947	↑ 8.85%
Management of Companies and Enterprises*	1,637	↓ -9.41%	58	↑ 3.57%	\$1,791	↓ -30.74%
Manufacturing	40,622	↓ -0.59%	475	↓ -1.86%	\$1,560	↑ 9.01%
Mining*	59	● 0.00%	16	↓ -5.88%	\$1,097	↑ 5.08%
Other Services (Except Public Administration)*	3,073	↑ 3.40%	498	↑ 0.20%	\$665	↑ 5.39%
Professional, Scientific, and Technical Services	3,027	↓ -2.35%	576	↑ 4.35%	\$1,330	↑ 5.64%
Public Administration	6,032	↑ 3.95%	179	↓ -1.65%	\$916	↑ 6.51%
Real Estate and Rental and Leasing	940	↑ 7.55%	262	↑ 1.55%	\$817	↑ 1.36%
Retail Trade	14,603	↓ -1.56%	1,042	↑ 0.48%	\$626	↓ -2.34%
Transportation & Warehousing	6,825	↑ 3.50%	328	● 0.00%	\$1,138	↑ 2.43%
Utilities*	525	↑ 0.77%	58	↓ -1.69%	\$1,668	↑ 1.28%
Wholesale Trade*	4,554	↑ 4.83%	367	↑ 3.67%	\$1,494	↑ 4.40%

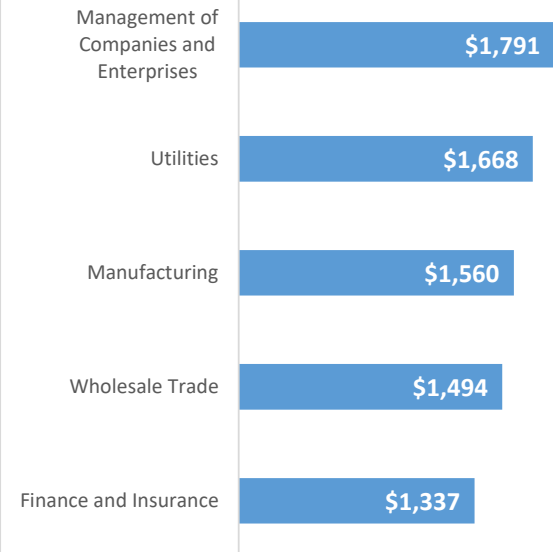
\* These industries exclude county data (jobs and wages) that are not available due to non-disclosure requirements.

D = This item is not available due to non-disclosure requirements.

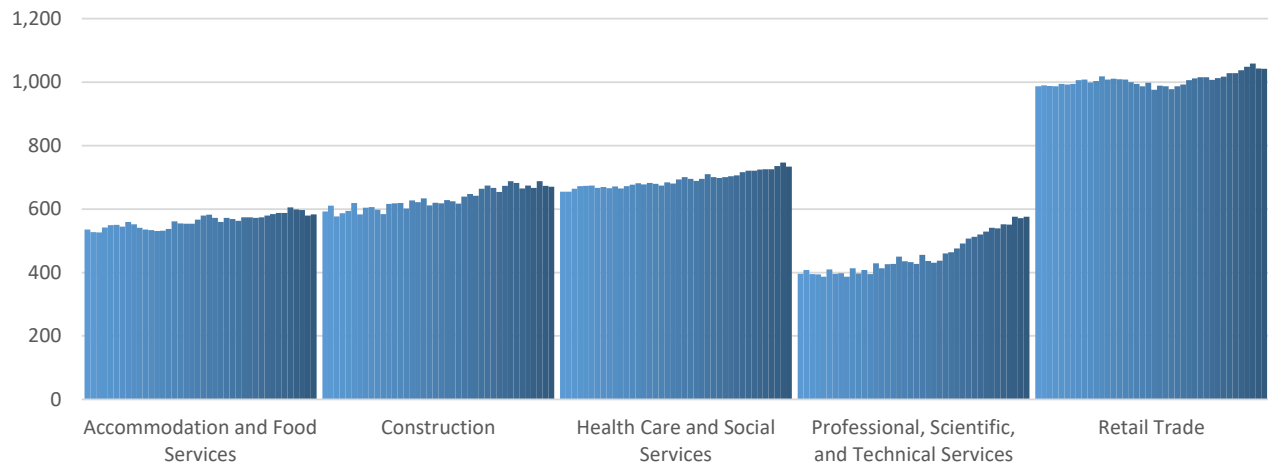
Top 5 Largest Industries by Jobs (past 10 years)



Top 5 Paying Industries by Average Weekly Wage



Top 5 Largest Industries by Establishments (past 10 years)



Source:  
*Quarterly Census of Employment and Wages,  
 Indiana Dept. of Workforce Development*

For more information, contact:  
**Jillian Gregory**  
 Regional Workforce Analyst  
[jgregory@dwd.in.gov](mailto:jgregory@dwd.in.gov)

