

INDUSTRY SECTOR SNAPSHOT

Economic Growth Region 9

Quarter 1 2024

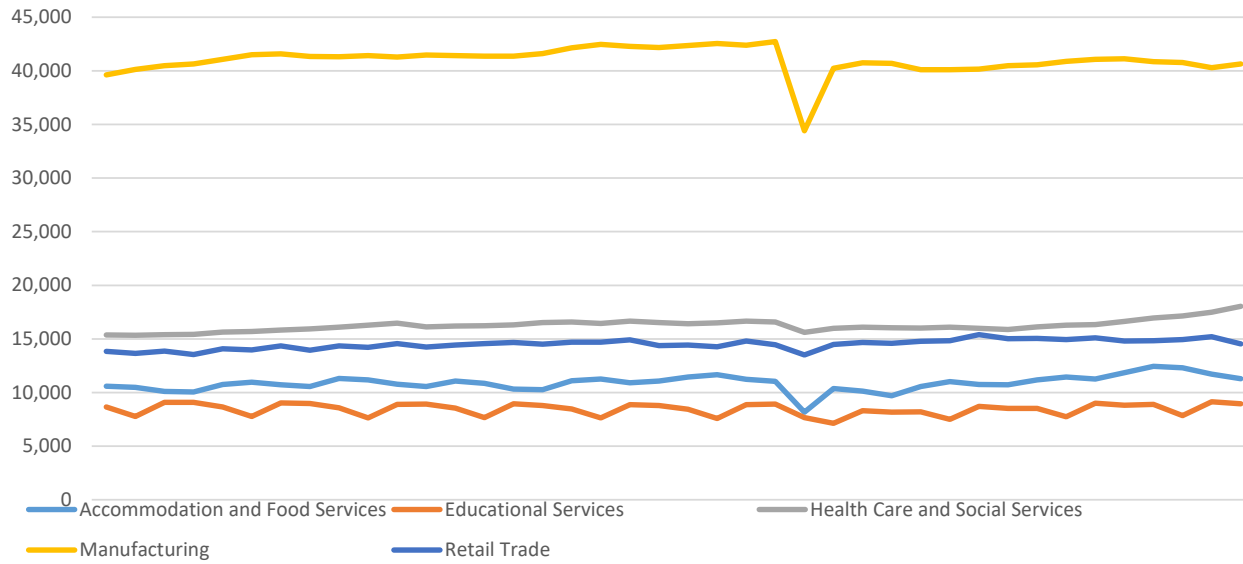
Bartholomew, Dearborn, Decatur, Franklin, Jackson, Jefferson, Jennings, Ohio, Ripley, and Switzerland Counties

Industry	Jobs	Previous Year	Establishments	Previous Year	Average Weekly Wage	Previous Year
Total	139,506	↑ 0.66%	7,032	↑ 1.84%	\$1,268	↑ 13.62%
Accommodation and Food Services	11,294	↓ -4.68%	580	↓ -1.36%	\$411	↑ 3.53%
Admin. & Support & Waste Mgt. & Rem. Services	6,102	↑ 2.19%	319	↑ 2.24%	\$838	↑ 1.21%
Agriculture, Forestry, Fishing and Hunting*	395	↑ 6.18%	99	↑ 7.61%	\$807	↑ 4.53%
Arts, Entertainment, and Recreation*	406	↑ 6.01%	84	↑ 1.20%	\$395	↑ 3.40%
Construction	5,325	↑ 1.72%	675	↑ 1.50%	\$1,188	↑ 10.31%
Educational Services*	8,962	↑ 1.70%	140	↓ -0.71%	\$838	↑ 5.41%
Finance and Insurance	2,787	↑ 2.43%	445	↑ 2.30%	\$1,655	↑ 4.09%
Health Care and Social Services	18,040	↑ 8.41%	747	↑ 3.18%	\$1,113	↑ 1.18%
Information*	811	↓ -12.80%	84	○ 0.00%	\$965	↑ 9.66%
Management of Companies and Enterprises*	1,742	↓ -3.92%	60	↑ 9.09%	\$3,332	↑ 68.11%
Manufacturing	40,649	↓ -1.14%	477	↓ -0.63%	\$1,954	↑ 24.22%
Mining*	59	↑ 1.72%	16	○ 0.00%	\$937	↑ 10.50%
Other Services (Except Public Administration)*	2,991	↑ 3.49%	511	↑ 3.86%	\$661	↑ 6.44%
Professional, Scientific, and Technical Services	3,118	↓ -2.13%	570	↑ 5.75%	\$1,318	↑ 0.53%
Public Administration	5,392	↑ 2.12%	180	↓ -0.55%	\$983	↑ 9.71%
Real Estate and Rental and Leasing	879	↑ 7.99%	257	↑ 1.58%	\$873	↑ 4.30%
Retail Trade	14,548	↓ -1.71%	1,043	↑ 1.46%	\$661	↓ -2.07%
Transportation & Warehousing	6,798	↑ 2.36%	329	↑ 0.92%	\$1,134	↑ 1.25%
Utilities*	572	↑ 2.51%	58	↓ -1.69%	\$1,861	↑ 2.82%
Wholesale Trade*	4,405	↑ 2.80%	358	↑ 1.70%	\$1,742	↑ 9.49%

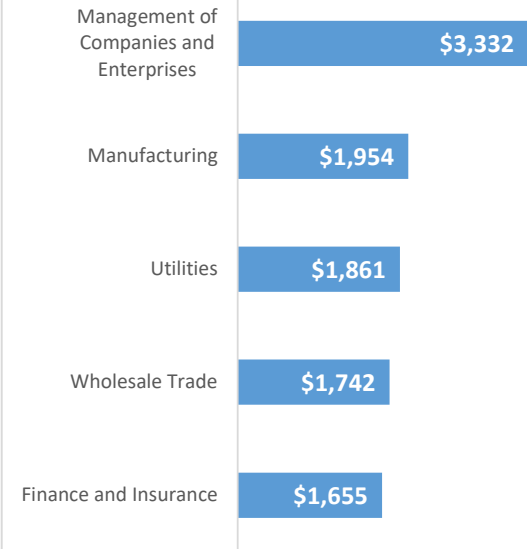
* These industries exclude county data (jobs and wages) that are not available due to non-disclosure requirements.

D = This item is not available due to non-disclosure requirements.

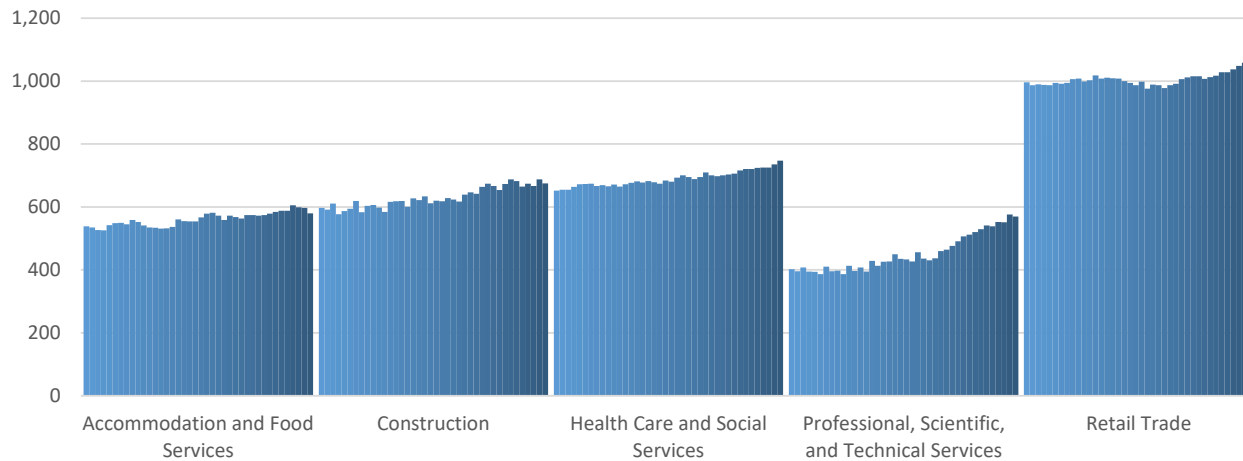
Top 5 Largest Industries by Jobs (past 10 years)



Top 5 Paying Industries by Average Weekly Wage



Top 5 Largest Industries by Establishments (past 10 years)



Source:
*Quarterly Census of Employment and Wages,
 Indiana Dept. of Workforce Development*

For more information, contact:
Jillian Gregory
 Regional Workforce Analyst
jgregory@dwd.in.gov

