

INDUSTRY SECTOR SNAPSHOT

Economic Growth Region 9

Quarter 3 2023

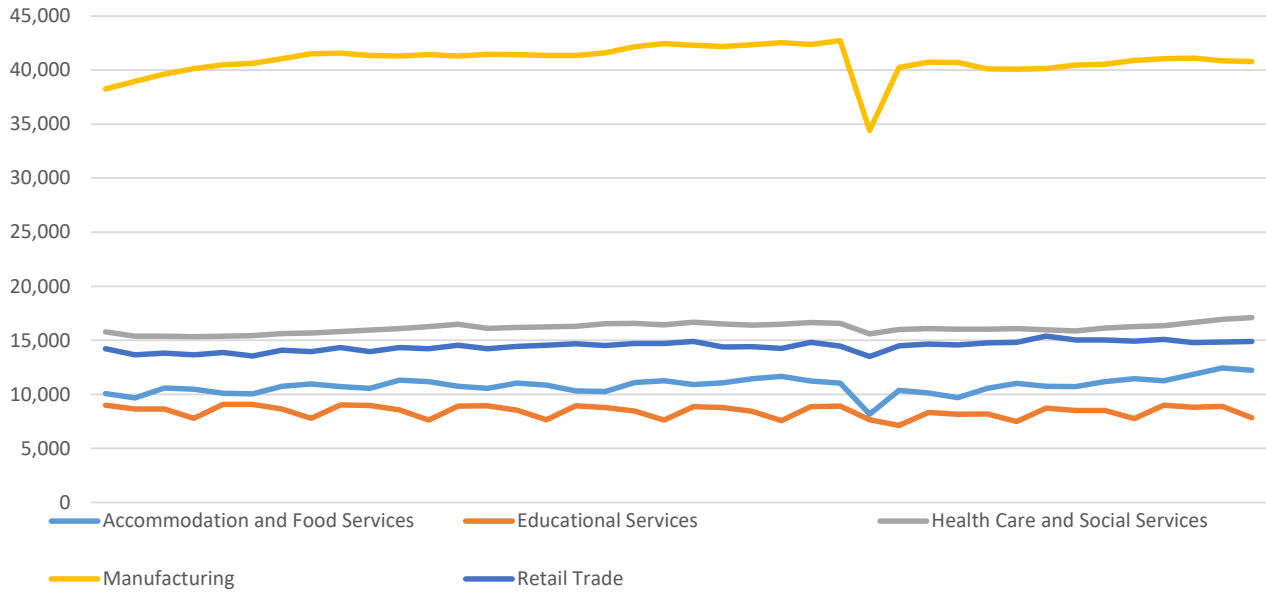
Bartholomew, Dearborn, Decatur, Franklin, Jackson, Jefferson, Jennings, Ohio, Ripley, and Switzerland Counties

Industry	Jobs	Previous Year	Establishments	Previous Year	Average Weekly Wage	Previous Year
Total	139,468	-0.01%	6,952	0.30%	\$1,089	1.59%
Accommodation and Food Services	12,219	6.81%	597	2.23%	\$405	5.74%
Admin. & Support & Waste Mgt. & Rem. Services	6,470	-4.98%	330	3.45%	\$855	6.61%
Agriculture, Forestry, Fishing and Hunting*	411	-2.14%	94	5.62%	\$773	-2.89%
Arts, Entertainment, and Recreation*	817	-46.25%	84	-1.18%	\$460	-28.79%
Construction	5,730	-1.60%	667	-3.05%	\$1,198	1.78%
Educational Services*	7,842	1.23%	142	2.90%	\$859	-1.15%
Finance and Insurance	2,779	-0.07%	437	0.69%	\$1,255	-1.72%
Health Care and Social Services	17,101	5.06%	722	0.14%	\$1,102	0.36%
Information*	877	-5.60%	80	-5.88%	\$874	2.70%
Management of Companies and Enterprises*	1,718	-14.61%	57	7.55%	\$3,189	53.61%
Manufacturing	40,781	-0.27%	475	0.21%	\$1,425	0.00%
Mining*	55	-11.29%	16	0.00%	\$1,031	3.93%
Other Services (Except Public Administration)	2,993	1.73%	494	0.00%	\$653	-4.25%
Professional, Scientific, and Technical Services	3,054	1.83%	550	3.97%	\$1,371	6.44%
Public Administration	5,852	-1.65%	176	-23.14%	\$854	1.67%
Real Estate and Rental and Leasing	915	4.93%	259	4.86%	\$785	-4.38%
Retail Trade	14,907	-0.15%	1,045	2.75%	\$662	-2.50%
Transportation & Warehousing	6,670	-3.28%	325	-2.99%	\$1,215	1.50%
Utilities*	516	-1.53%	59	-1.67%	\$1,644	2.49%
Wholesale Trade*	4,284	0.37%	343	3.00%	\$1,418	1.87%

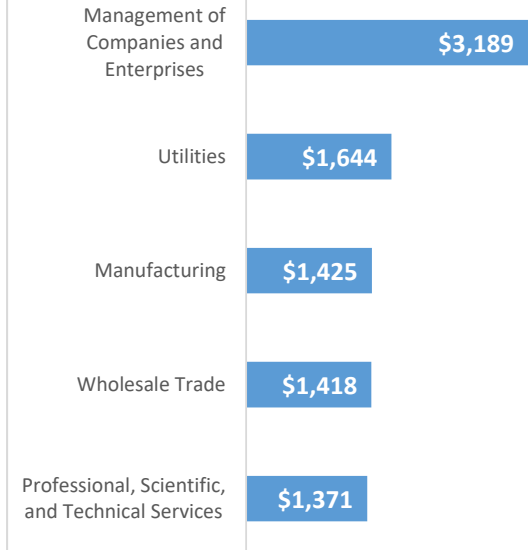
* These industries exclude county data (jobs and wages) that are not available due to non-disclosure requirements.

D = This item is not available due to non-disclosure requirements.

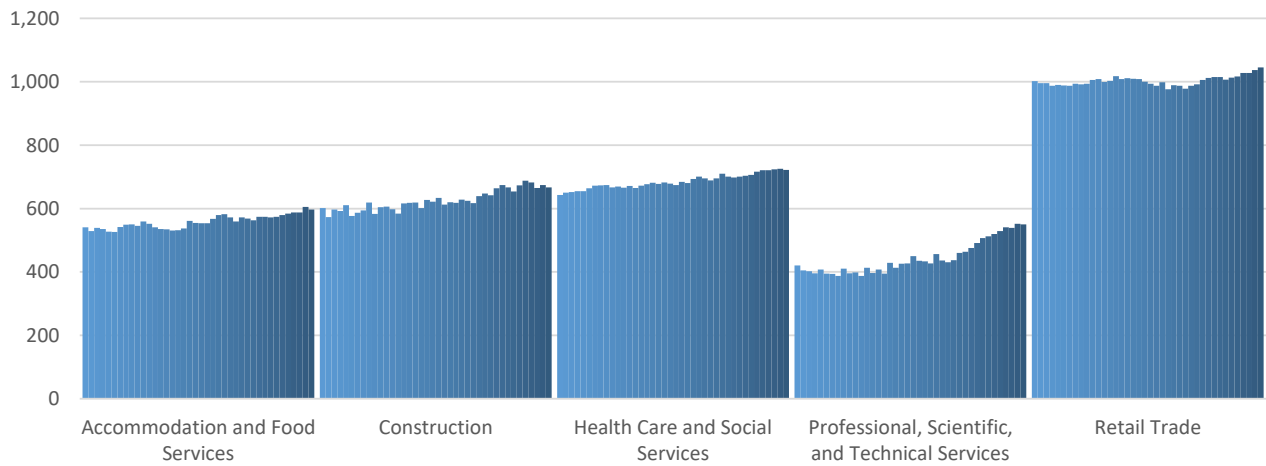
Top 5 Largest Industries by Jobs (past 10 years)



Top 5 Paying Industries by Average Weekly Wage



Top 5 Largest Industries by Establishments (past 10 years)



Source:
*Quarterly Census of Employment and Wages,
 Indiana Dept. of Workforce Development*

For more information, contact:
Jillian Gregory
 Regional Workforce Analyst
jgregory@dwd.in.gov

