

INDUSTRY SECTOR SNAPSHOT

Quarter 3 2020

Economic Growth Region 9

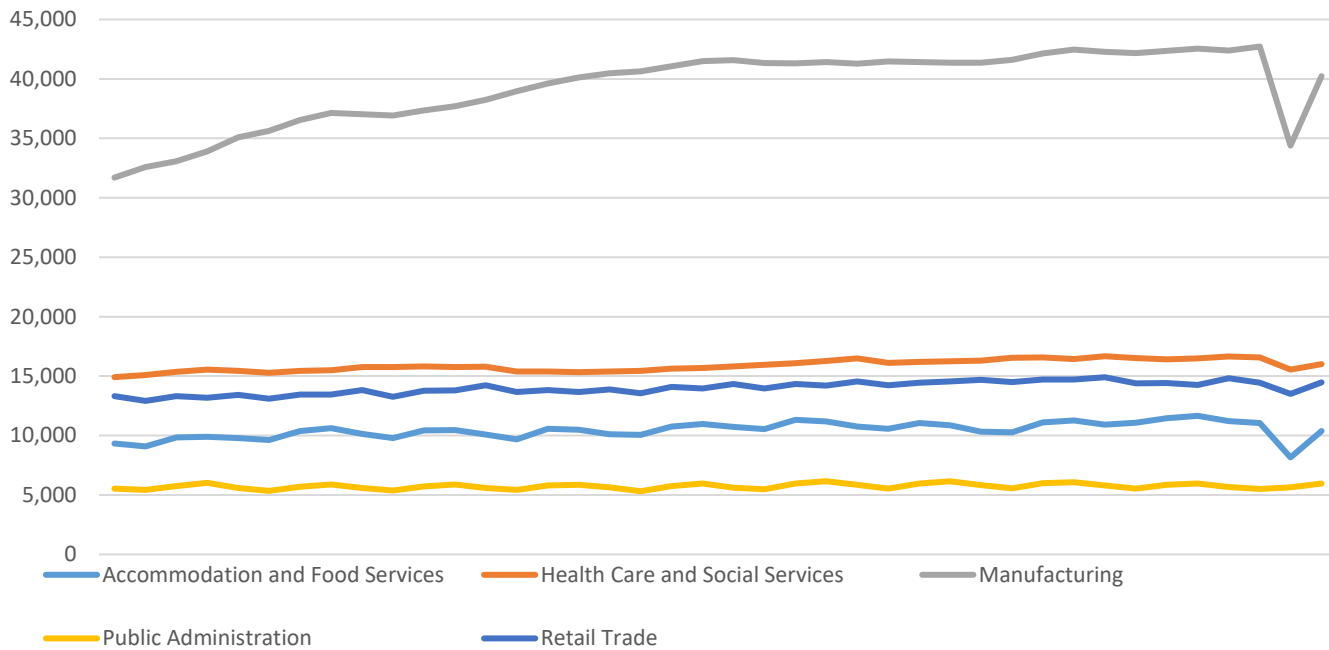
Bartholomew, Dearborn, Decatur, Franklin, Jackson, Jefferson, Jennings, Ohio, Ripley, and Switzerland Counties

Industry	Jobs	Previous Year	Establishments	Previous Year	Average Weekly Wage	Previous Year
Total	135,293	↓ -4.94%	6,600	↑ 0.55%	\$923	↑ 3.48%
Accommodation and Food Services	10,372	↓ -11.02%	571	↓ -1.38%	\$327	↑ 6.51%
Admin. & Support & Waste Mgt. & Rem. Services*	5,356	↓ -18.56%	286	↑ 1.42%	\$721	↑ 4.19%
Agriculture, Forestry, Fishing and Hunting*	399	↓ -3.16%	96	↓ -3.03%	\$643	↑ 2.23%
Arts, Entertainment, and Recreation*	1,671	↓ -10.40%	83	↓ -3.49%	\$517	↓ -1.34%
Construction*	5,214	↑ 0.89%	640	↑ 3.56%	\$1,053	↑ 3.24%
Educational Services*	7,128	↓ -5.89%	131	○ 0.00%	\$771	↑ 5.18%
Finance and Insurance	2,760	↓ -1.53%	410	↓ -0.24%	\$1,169	↑ 6.47%
Health Care and Social Services	16,012	↓ -2.86%	696	↑ 0.43%	\$914	↑ 3.04%
Information*	955	↓ -12.94%	83	↑ 6.41%	\$870	↑ 20.67%
Management of Companies and Enterprises*	2,201	↑ 0.27%	50	↓ -1.96%	\$2,129	↑ 9.69%
Manufacturing	40,238	↓ -5.42%	476	↑ 1.28%	\$1,200	↓ -0.41%
Mining*	18	↓ -10.00%	17	↑ 13.33%	\$761	↑ 20.79%
Other Services (Except Public Administration)	2,576	↓ -5.74%	464	↓ -1.49%	\$552	↑ 6.15%
Professional, Scientific, and Technical Services	2,914	↓ -5.76%	438	↑ 2.58%	\$1,098	↑ 0.73%
Public Administration	5,963	↓ -0.02%	248	↑ 0.40%	\$779	↑ 7.75%
Real Estate and Rental and Leasing*	832	↓ -5.88%	245	↑ 0.82%	\$700	↑ 7.69%
Retail Trade	14,472	↑ 1.52%	980	↑ 0.41%	\$558	↑ 6.49%
Transportation & Warehousing*	5,815	↓ -12.27%	324	↓ -0.61%	\$1,020	↑ 14.61%
Utilities*	586	↓ -3.14%	61	○ 0.00%	\$1,521	↑ 1.33%
Wholesale Trade*	3,822	↓ -3.48%	301	↑ 0.33%	\$1,133	↓ -0.96%

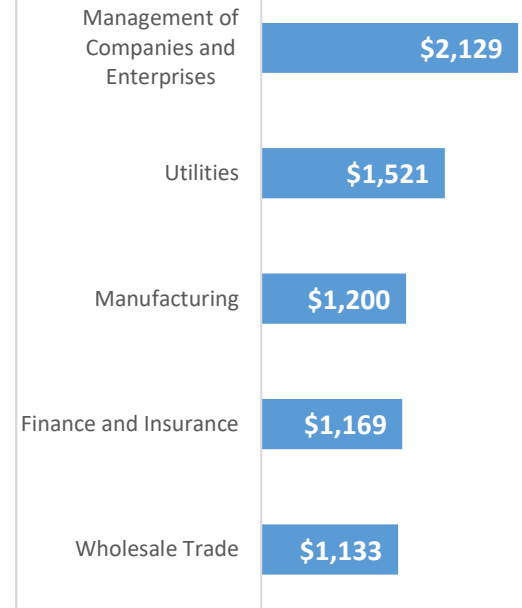
* These industries exclude county data (jobs and wages) that are not available due to non-disclosure requirements.

D = This item is not available due to non-disclosure requirements.

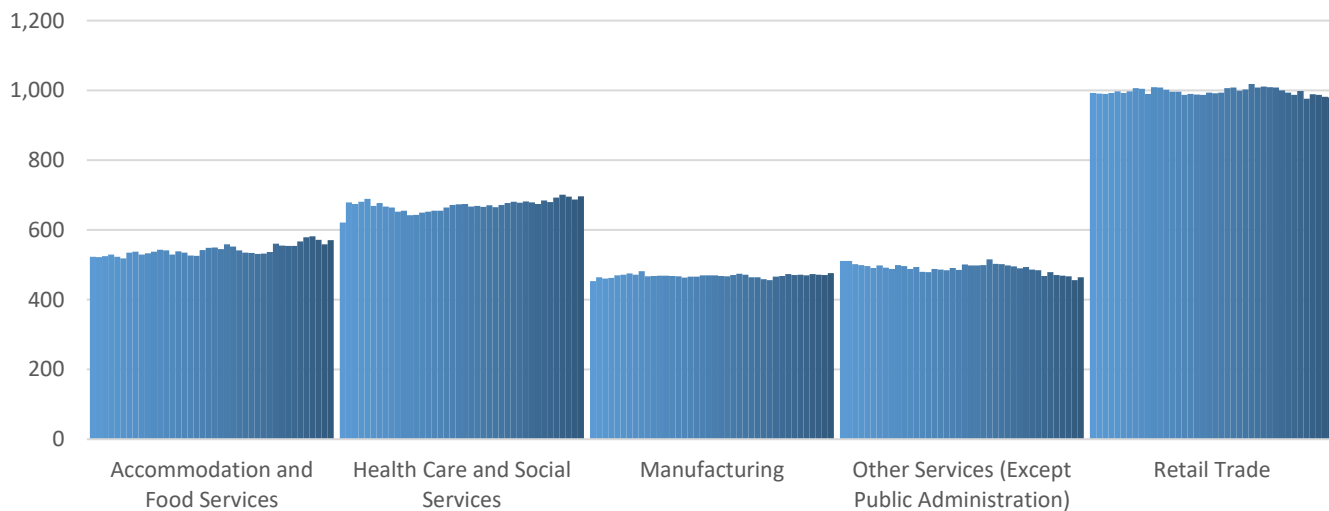
Top 5 Largest Industries by Jobs (past 10 years)



Top 5 Paying Industries by Average Weekly Wage



Top 5 Largest Industries by Establishments (past 10 years)



Source:

Quarterly Census of Employment and Wages, Indiana Dept. of Workforce Development

For more information, contact:

Jillian A Gregory

Regional Workforce Analyst

812-537-2485

jgregory@dwd.in.gov



INDIANA
DEPARTMENT OF
WORKFORCE
DEVELOPMENT