

INDUSTRY SECTOR SNAPSHOT

Economic Growth Region 8

Quarter 2 2024

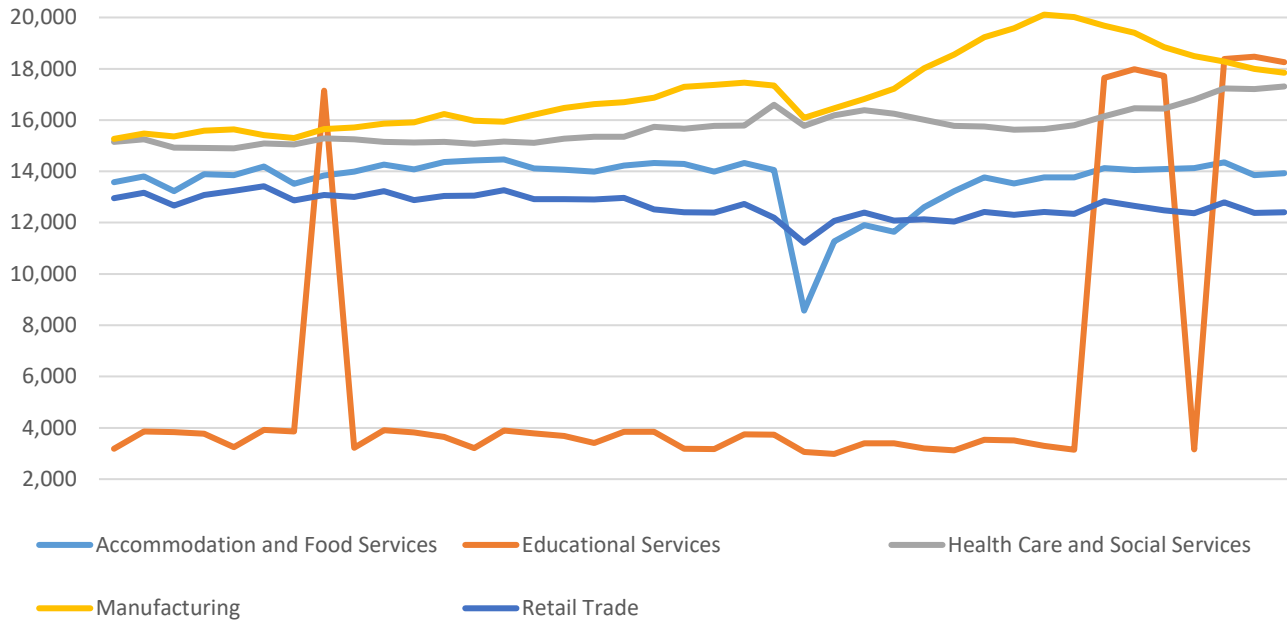
Brown, Daviess, Greene, Lawrence, Martin, Monroe, Orange, and Owen Counties

Industry	Jobs	Previous Year	Establishments	Previous Year	Average Weekly Wage	Previous Year
Total	124,441	↑ 1.17%	6,626	↓ -0.20%	\$1,046	↑ 3.56%
Accommodation and Food Services	13,933	↓ -1.10%	633	↓ -1.71%	\$463	↑ 2.43%
Admin. & Support & Waste Mgt. & Rem. Services*	3,022	↑ 3.39%	316	↑ 0.64%	\$781	↑ 2.49%
Agriculture, Forestry, Fishing and Hunting*	712	↑ 2.45%	111	↑ 7.77%	\$848	↑ 6.94%
Arts, Entertainment, and Recreation*	1,094	↓ -4.95%	98	↓ -3.92%	\$449	↓ -5.87%
Construction	6,712	↓ -1.53%	729	↓ -2.28%	\$1,215	↑ 7.05%
Educational Services*	18,257	↑ 3.02%	161	○ 0.00%	\$1,242	↑ 3.24%
Finance and Insurance	2,562	↑ 2.48%	376	↓ -1.05%	\$1,262	↑ 6.77%
Health Care and Social Services	17,310	↑ 5.27%	636	↑ 2.75%	\$1,038	↑ 4.64%
Information*	1,279	↑ 2.57%	114	↓ -2.56%	\$1,123	↑ 4.27%
Management of Companies and Enterprises*	606	↑ 9.98%	37	↓ -7.50%	\$2,279	↓ -3.19%
Manufacturing	17,846	↓ -5.26%	350	↓ -2.78%	\$1,212	↑ 2.54%
Mining*	439	↑ 9.48%	29	↑ 3.57%	\$1,248	↑ 6.94%
Other Services (Except Public Administration)	3,257	↑ 1.97%	480	↓ -3.03%	\$744	↑ 4.79%
Professional, Scientific, and Technical Services	5,701	↑ 4.87%	687	↑ 3.31%	\$1,414	↑ 1.80%
Public Administration	10,109	↑ 6.13%	137	↓ -2.14%	\$1,422	↑ 1.86%
Real Estate and Rental and Leasing	1,387	↑ 1.09%	277	↑ 7.78%	\$924	↑ 2.90%
Retail Trade	12,406	↓ -0.58%	898	↓ -2.18%	\$607	↑ 3.76%
Transportation & Warehousing	3,154	↓ -2.29%	240	↓ -4.38%	\$1,087	↑ 2.55%
Utilities*	607	↑ 0.83%	43	○ 0.00%	\$2,045	↑ 13.49%
Wholesale Trade*	2,897	↑ 4.85%	274	↑ 7.03%	\$1,262	↓ -0.63%

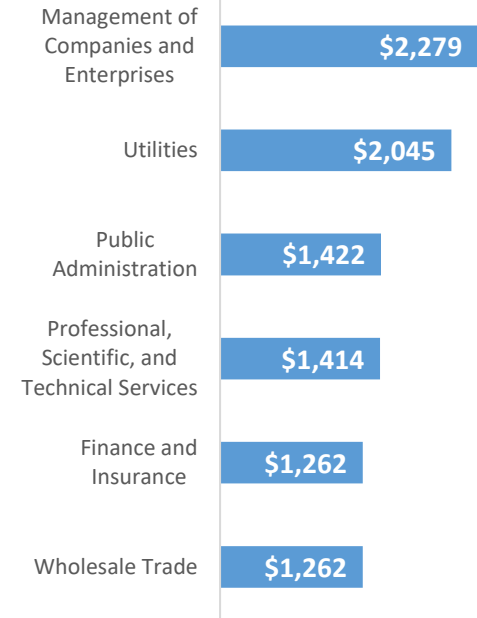
* These industries exclude county data (jobs and wages) that are not available due to non-disclosure requirements.

D = This item is not available due to non-disclosure requirements.

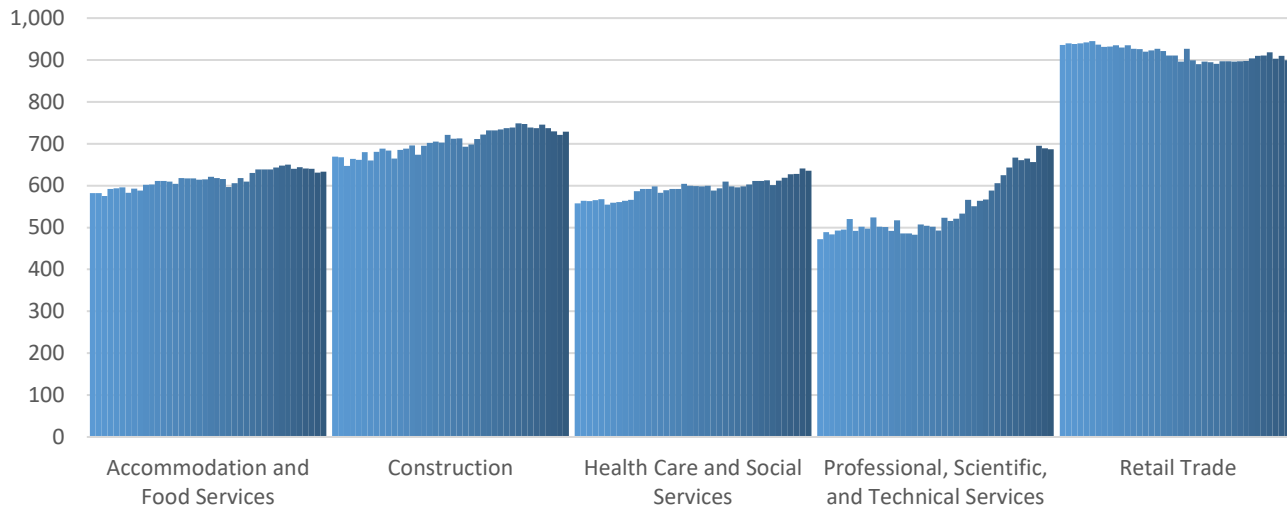
Top 5 Largest Industries by Jobs (past 10 years)



Top 5 Paying Industries by Average Weekly Wage



Top 5 Largest Industries by Establishments (past 10 years)



Source:

Quarterly Census of Employment and Wages, Indiana Dept. of Workforce Development

For more information, contact:

Cassie Janes

Regional Workforce Analyst

cjanes@dwd.in.gov

