



HOOSIERS BY THE NUMBERS

Your premier source for labor market information for Indiana.



INDUSTRY SECTOR SNAPSHOT

Economic Growth Region 8

Quarter 3 2023

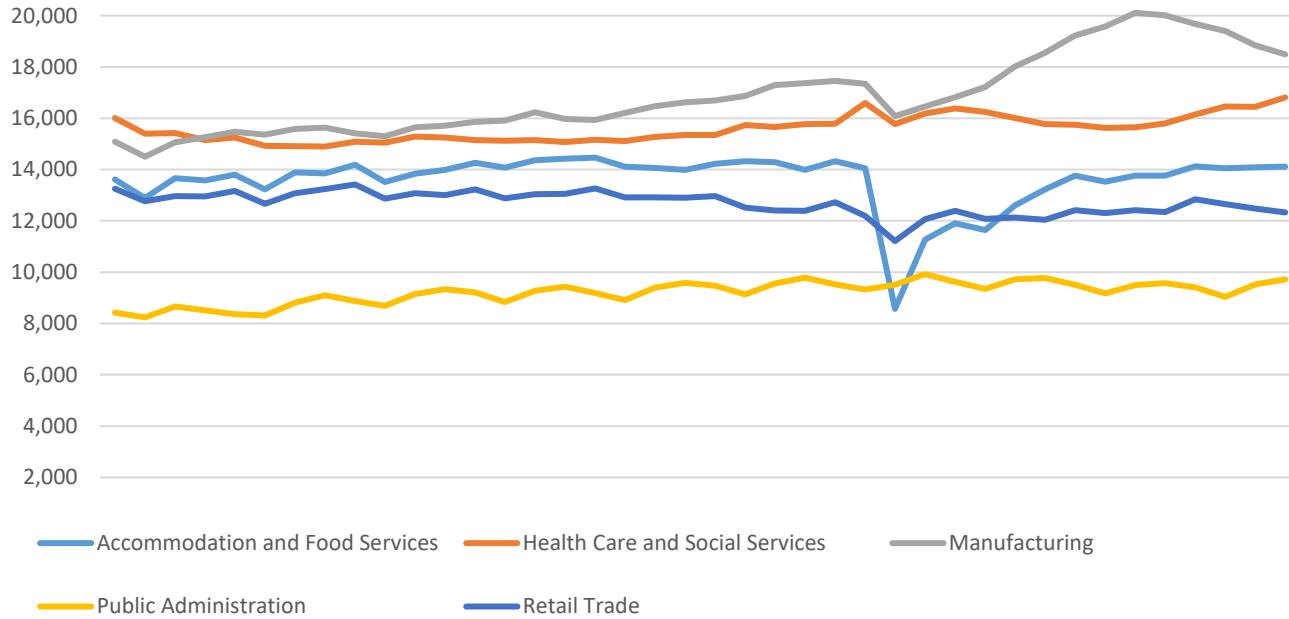
Brown, Daviess, Greene, Lawrence, Martin, Monroe, Orange, and Owen Counties

Industry	Jobs	Previous Year	Establishments	Previous Year	Average Weekly Wage	Previous Year
Total	122,328	↓ -0.17%	6,549	↓ -0.74%	\$1,053	↑ 0.67%
Accommodation and Food Services	14,117	↑ 2.60%	640	↓ -1.23%	\$442	↓ -2.64%
Admin. & Support & Waste Mgt. & Rem. Services*	2,971	↓ -10.16%	314	↑ 3.63%	\$771	↑ 1.58%
Agriculture, Forestry, Fishing and Hunting*	540	↓ -10.74%	102	↑ 3.03%	\$981	↑ 17.91%
Arts, Entertainment, and Recreation*	1,124	↓ -3.35%	102	↑ 8.51%	\$449	↓ -1.75%
Construction	6,670	↓ -5.79%	729	↓ -2.41%	\$1,146	↓ -0.87%
Educational Services*	3,075	↓ -2.26%	159	↓ -1.24%	\$796	↓ -1.24%
Finance and Insurance	2,561	↑ 2.89%	376	↑ 0.27%	\$1,207	↓ -0.49%
Health Care and Social Services	16,814	↑ 6.40%	622	↑ 1.47%	\$1,064	↓ -0.56%
Information*	1,230	↓ -4.50%	112	↓ -1.75%	\$1,071	↑ 0.28%
Management of Companies and Enterprises*	540	↑ 6.93%	39	↓ -2.50%	\$2,376	↓ -5.23%
Manufacturing	18,493	↓ -7.60%	358	↓ -2.19%	\$1,236	↑ 1.56%
Mining*	391	↓ -20.69%	29	↑ 11.54%	\$1,156	↓ -9.33%
Other Services (Except Public Administration)	3,157	↑ 2.40%	475	↓ -1.25%	\$750	↑ 3.02%
Professional, Scientific, and Technical Services	5,409	↑ 1.16%	650	↑ 1.09%	\$1,429	↑ 1.93%
Public Administration	9,727	↑ 1.64%	136	↓ -26.49%	\$1,493	↑ 3.18%
Real Estate and Rental and Leasing*	1,419	↑ 1.36%	259	↓ -1.89%	\$911	↓ -5.20%
Retail Trade	12,324	↓ -0.15%	899	↓ -0.55%	\$614	↓ -2.07%
Transportation & Warehousing	3,157	↓ -0.79%	251	↑ 1.62%	\$1,109	↑ 1.65%
Utilities*	606	↑ 1.34%	43	↓ -2.27%	\$1,968	↑ 1.44%
Wholesale Trade	2,725	↑ 0.29%	254	↑ 5.83%	\$1,295	↑ 1.89%

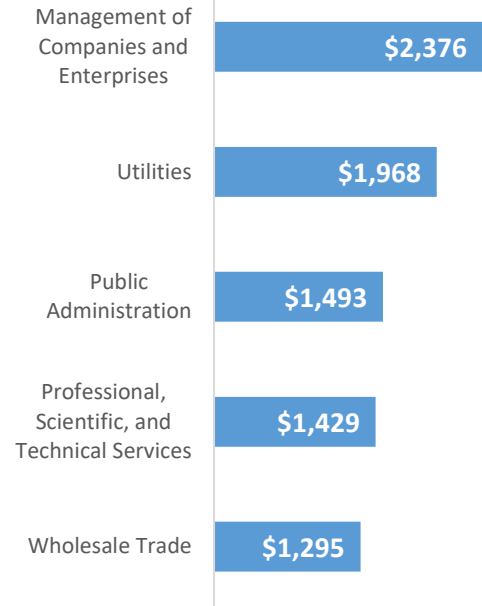
* These industries exclude county data (jobs and wages) that are not available due to non-disclosure requirements.

D = This item is not available due to non-disclosure requirements.

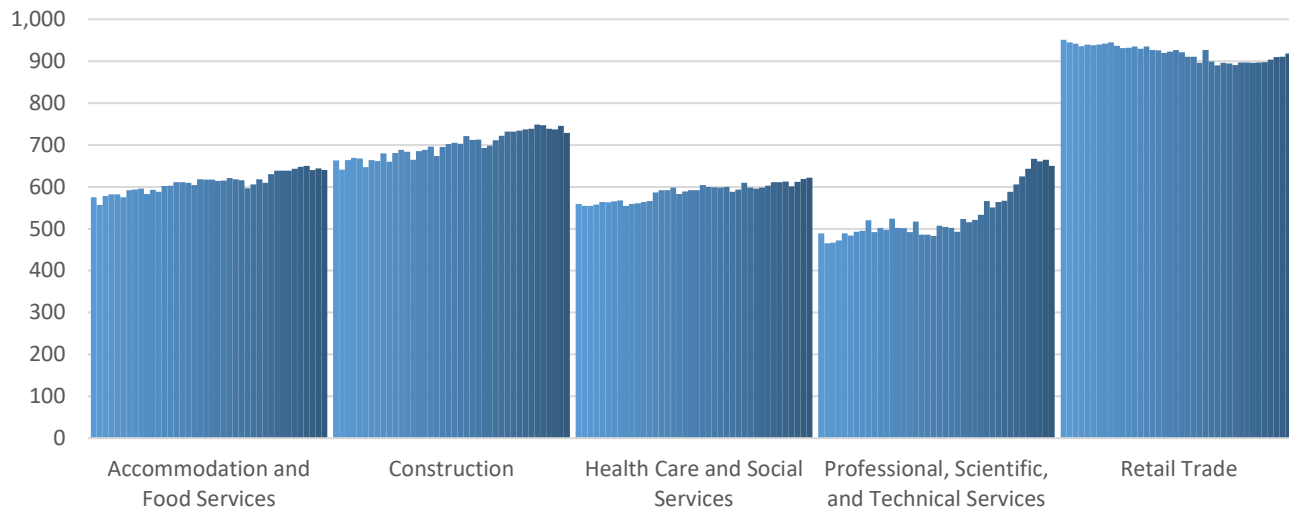
Top 5 Largest Industries by Jobs (past 10 years)



Top 5 Paying Industries by Average Weekly Wage



Top 5 Largest Industries by Establishments (past 10 years)



Source:

Quarterly Census of Employment and Wages, Indiana Dept. of Workforce Development

For more information, contact:

Cassie Janes

Regional Workforce Analyst

cjanes@dwd.in.gov

