



HOOSIERS BY THE NUMBERS

Your premier source for labor market information for Indiana.



INDUSTRY SECTOR SNAPSHOT

Economic Growth Region 7

Quarter 2 2024

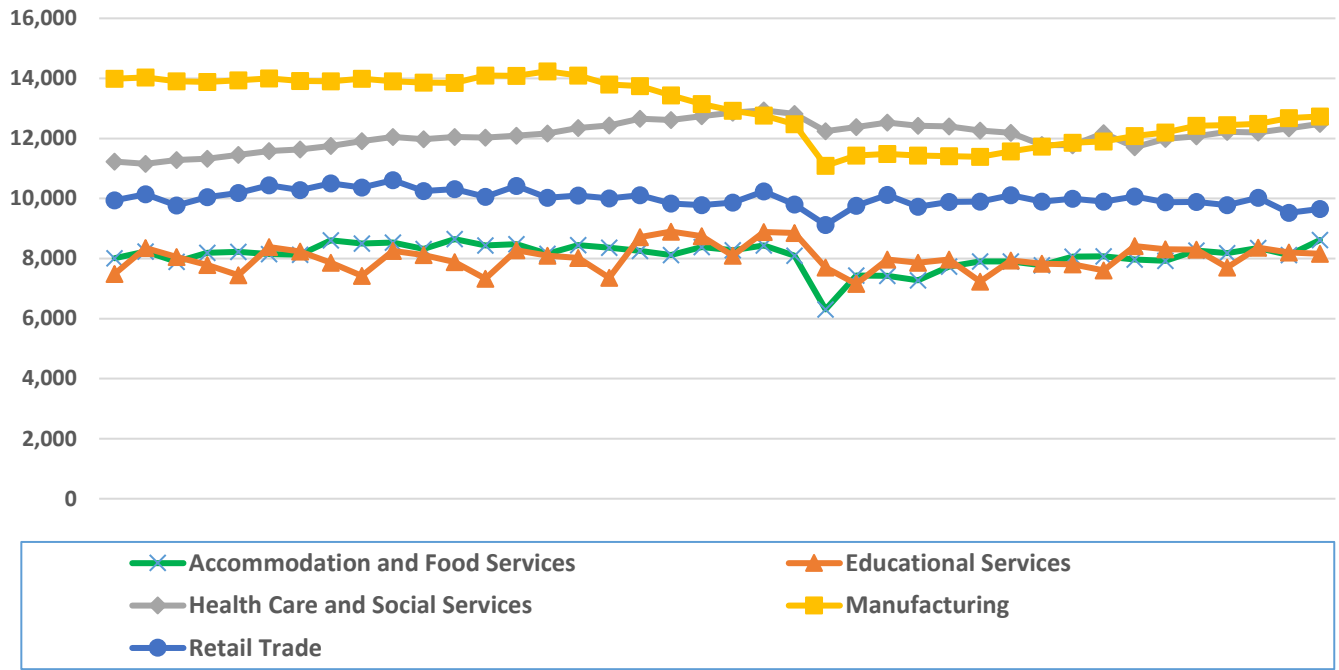
Clay, Parke, Putnam, Sullivan, Vermillion and Vigo Counties

Industry	Jobs	Previous Year	Establishments	Previous Year	Average Weekly Wage	Previous Year
Total	80,648	↑ 0.24%	4,412	↓ -0.94%	\$971	↑ 4.63%
Accommodation and Food Services	8,620	↑ 4.24%	425	↓ -3.41%	\$397	↑ 8.47%
Admin. & Support & Waste Mgt. & Rem. Services	2,157	↓ -8.72%	212	○ 0.00%	\$805	↑ 12.90%
Agriculture, Forestry, Fishing and Hunting	379	↑ 2.43%	87	↑ 2.35%	\$746	↓ -4.24%
Arts, Entertainment, and Recreation*	594	↑ 1.02%	67	○ 0.00%	\$404	↑ 13.80%
Construction	3,826	↓ -7.14%	396	↓ -2.70%	\$1,327	↑ 3.35%
Educational Services*	8,155	↓ -1.66%	91	○ 0.00%	\$941	↑ 11.63%
Finance and Insurance	1,785	↓ -2.62%	270	↑ 1.12%	\$1,272	↑ 8.53%
Health Care and Social Services	12,486	↑ 3.46%	494	↑ 1.23%	\$1,119	↑ 1.08%
Information	914	↑ 2.58%	56	○ 0.00%	\$1,022	↑ 0.29%
Management of Companies and Enterprises*	357	↑ 22.26%	25	↓ -13.79%	\$1,157	↓ -17.24%
Manufacturing	12,727	↑ 2.44%	210	○ 0.00%	\$1,241	↑ 7.91%
Mining*	110	↑ 1.85%	18	↓ -5.26%	\$2,053	↓ -2.70%
Other Services (Except Public Administration)	2,280	↑ 1.47%	368	↓ -2.13%	\$744	↑ 6.59%
Professional, Scientific, and Technical Services	1,556	↓ -1.39%	304	↓ -3.49%	\$1,132	↑ 4.62%
Public Administration	5,749	↑ 1.59%	133	↓ -6.99%	\$1,076	↑ 4.06%
Real Estate and Rental and Leasing	1,048	↑ 1.85%	159	↑ 11.19%	\$1,131	↑ 8.33%
Retail Trade	9,653	↓ -2.33%	657	↓ -1.20%	\$618	↑ 0.98%
Transportation & Warehousing	3,940	↓ -5.42%	233	↑ 1.30%	\$1,059	↑ 5.37%
Utilities*	588	↑ 2.26%	33	○ 0.00%	\$2,039	↓ -10.18%
Wholesale Trade	2,038	↑ 3.50%	174	↓ -2.25%	\$1,171	↑ 0.52%

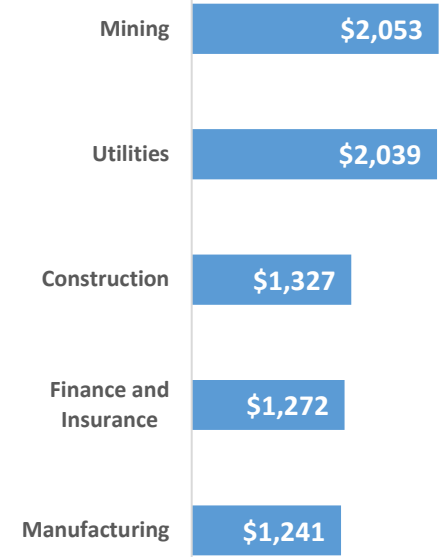
* These industries exclude county data (jobs and wages) that are not available due to non-disclosure requirements.

D = This item is not available due to non-disclosure requirements.
Indiana Department of Workforce Development

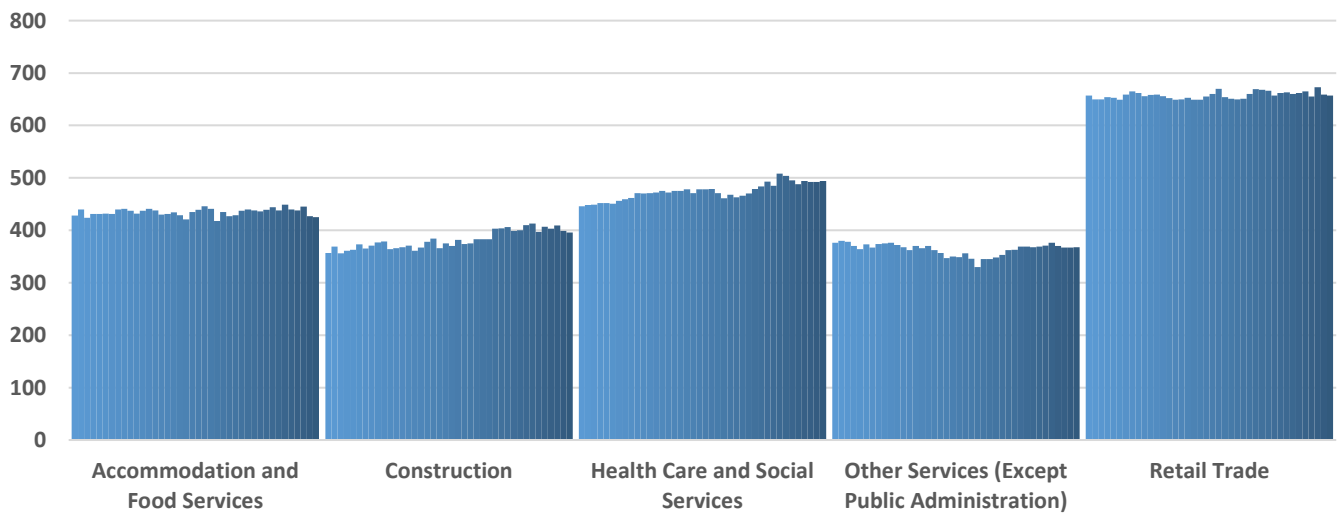
Top 5 Largest Industries by Jobs (past 10 years)



Top 5 Paying Industries by Average Weekly Wage



Top 5 Largest Industries by Establishments (past 10 years)



Source:

Quarterly Census of Employment and Wages,
Indiana Dept. of Workforce Development

For more information, contact:

Kim Stevenson

Labor Analyst Manager

kstevenson@dwd.in.gov



INDIANA DEPARTMENT OF
WORKFORCE
DEVELOPMENT