



HOOSIERS BY THE NUMBERS

Your premier source for labor market information for Indiana.



INDUSTRY SECTOR SNAPSHOT

Economic Growth Region 7

Quarter 1 2024

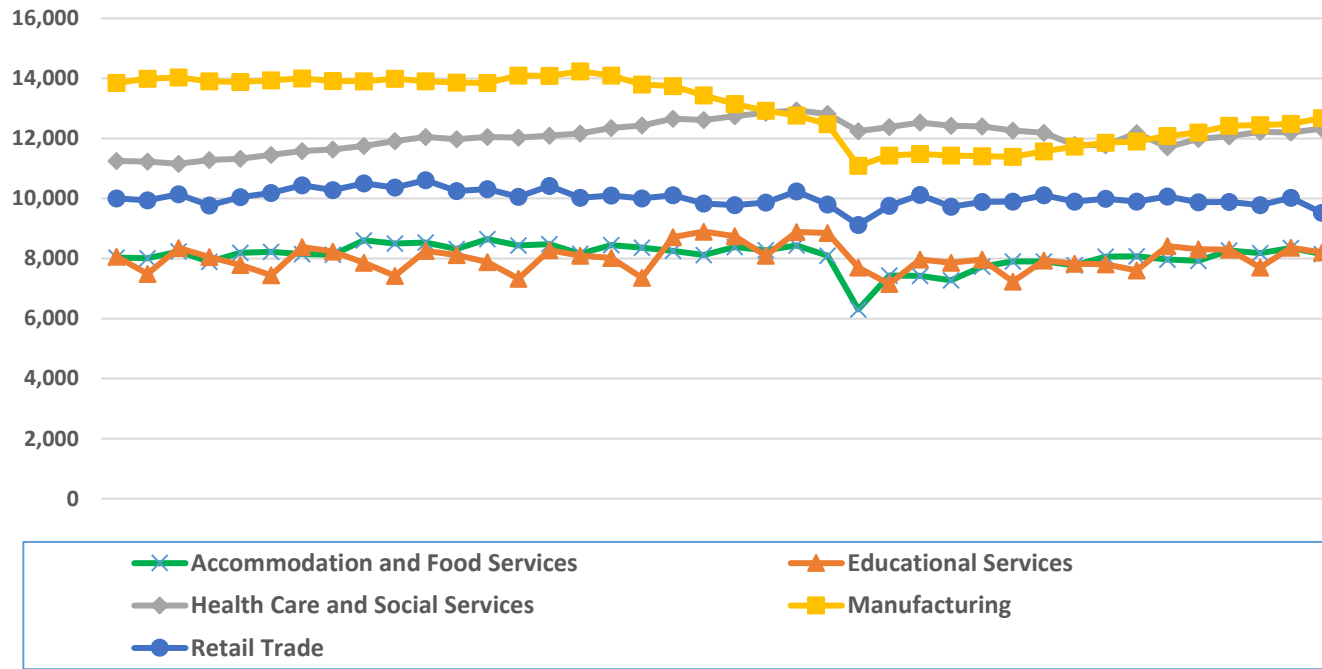
Clay, Parke, Putnam, Sullivan, Vermillion and Vigo Counties

Industry	Jobs	Previous Year	Establishments	Previous Year	Average Weekly Wage	Previous Year
Total	79,252	↑ 0.92%	4,407	↓ -0.07%	\$1,019	↑ 4.30%
Accommodation and Food Services	8,150	↑ 2.79%	428	↓ -4.68%	\$378	↑ 4.13%
Admin. & Support & Waste Mgt. & Rem. Services	2,142	↓ -2.55%	213	↑ 6.50%	\$742	↑ 11.75%
Agriculture, Forestry, Fishing and Hunting	335	↓ -2.90%	80	↓ -1.23%	\$769	↑ 5.49%
Arts, Entertainment, and Recreation*	463	↑ 14.60%	67	↑ 6.35%	\$437	↑ 13.80%
Construction	3,763	↓ -0.45%	400	↑ 0.76%	\$1,427	↑ 9.01%
Educational Services*	8,199	↓ -1.26%	92	↑ 1.10%	\$934	○ 0.00%
Finance and Insurance	1,804	↓ -2.28%	260	↓ -2.26%	\$1,416	○ 0.00%
Health Care and Social Services	12,324	↑ 2.81%	494	↓ -0.20%	\$1,122	↑ 6.65%
Information	893	↑ 5.43%	53	↓ -3.64%	\$1,144	↑ 6.22%
Management of Companies and Enterprises*	389	↑ 41.97%	29	↑ 7.41%	\$1,781	↑ 12.44%
Manufacturing	12,681	↑ 3.95%	210	↑ 1.45%	\$1,293	↑ 2.21%
Mining*	105	↓ -8.70%	18	↓ -5.26%	\$1,633	↑ 14.84%
Other Services (Except Public Administration)	2,237	↑ 3.76%	371	○ 0.00%	\$755	↑ 5.89%
Professional, Scientific, and Technical Services	1,607	↑ 2.62%	304	↓ -0.33%	\$1,060	↑ 4.64%
Public Administration	5,440	↑ 1.19%	136	↓ -3.55%	\$1,131	↑ 11.21%
Real Estate and Rental and Leasing*	886	↑ 5.85%	149	↑ 4.93%	\$1,531	↑ 9.83%
Retail Trade	9,523	↓ -3.55%	658	↓ -0.60%	\$643	↓ -1.08%
Transportation & Warehousing	3,900	↓ -5.93%	230	↑ 0.88%	\$1,060	↑ 1.83%
Utilities*	579	↑ 4.32%	33	○ 0.00%	\$2,724	↑ 15.47%
Wholesale Trade	2,004	↑ 3.46%	182	↑ 2.25%	\$1,547	↑ 4.32%

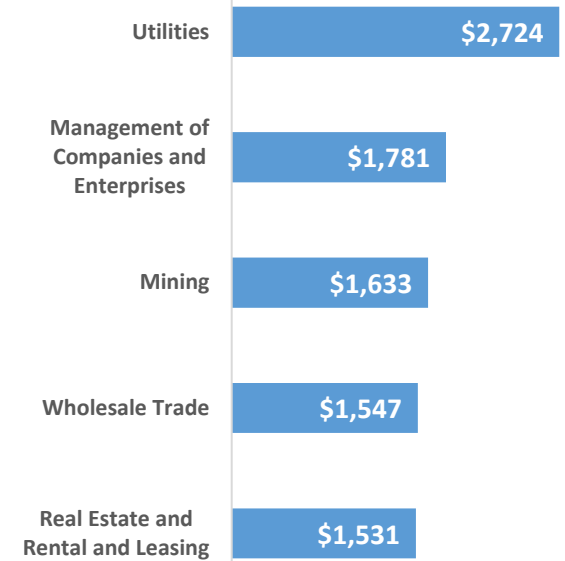
* These industries exclude county data (jobs and wages) that are not available due to non-disclosure requirements.

D = This item is not available due to non-disclosure requirements.
Indiana Department of Workforce Development

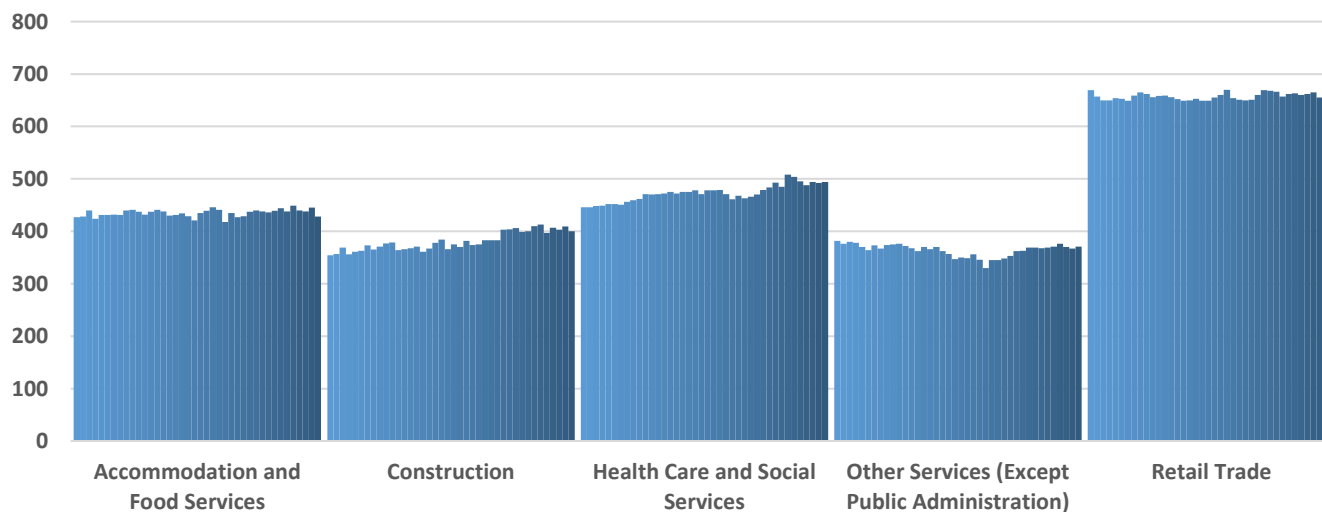
Top 5 Largest Industries by Jobs (past 10 years)



Top 5 Paying Industries by Average Weekly Wage



Top 5 Largest Industries by Establishments (past 10 years)



Source:

Quarterly Census of Employment and Wages, Indiana Dept. of Workforce Development

For more information, contact:

Kim Stevenson
Labor Analyst Manager
(812) 250-9349

kstevenson@dwd.in.gov

