



HOOSIERS BY THE NUMBERS

Your premier source for labor market information for Indiana.



INDUSTRY SECTOR SNAPSHOT

Economic Growth Region 7

Quarter 3 2023

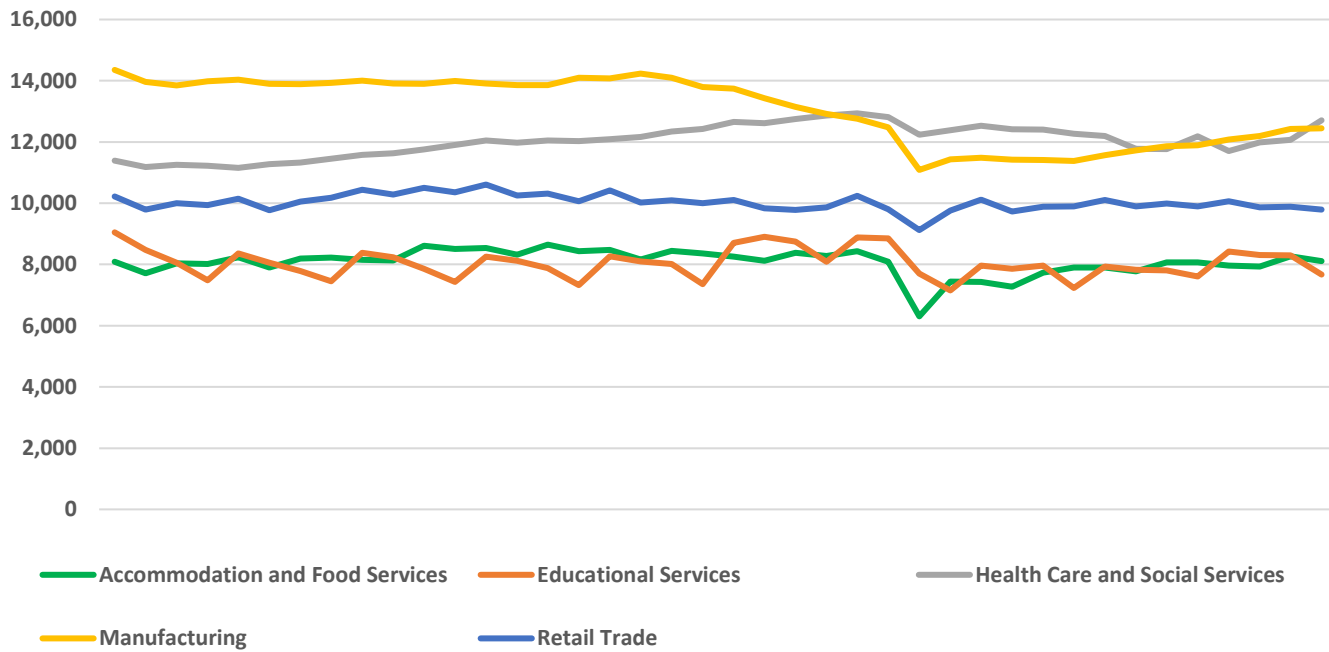
Clay, Parke, Putnam, Sullivan, Vermillion and Vigo Counties

Industry	Jobs	Previous Year	Establishments	Previous Year	Average Weekly Wage	Previous Year
Total	80,122	↑ 1.18%	4,374	↓ -3.02%	\$937	↓ -0.43%
Accommodation and Food Services	8,114	↑ 0.56%	435	↓ -2.03%	\$372	↑ 1.92%
Admin. & Support & Waste Mgt. & Rem. Services	2,478	↑ 2.48%	210	↓ -1.41%	\$679	↑ 2.57%
Agriculture, Forestry, Fishing and Hunting	349	↓ -4.38%	81	↓ -5.81%	\$785	↑ 1.42%
Arts, Entertainment, and Recreation*	574	↓ -18.58%	65	↓ -4.41%	\$392	↑ 1.82%
Construction	4,279	↑ 0.12%	400	↓ -2.44%	\$1,303	↑ 3.00%
Educational Services*	7,672	↑ 0.87%	90	↓ -4.26%	\$902	↓ -2.06%
Finance and Insurance	1,824	↓ -0.27%	268	↓ -3.25%	\$1,141	↓ -3.79%
Health Care and Social Services	12,705	↑ 4.31%	489	↓ -3.74%	\$1,020	↓ -6.59%
Information	894	↑ 0.90%	54	↓ -1.82%	\$1,045	↓ -0.38%
Management of Companies and Enterprises*	305	↓ -0.65%	30	↑ 7.14%	\$1,420	↑ 3.27%
Manufacturing	12,447	↑ 4.63%	208	↓ -5.45%	\$1,199	↓ -1.07%
Mining*	105	↑ 7.14%	18	↓ -5.26%	\$1,595	↑ 21.57%
Other Services (Except Public Administration)	2,329	↑ 2.87%	367	↓ -0.27%	\$694	↑ 1.76%
Professional, Scientific, and Technical Services	1,506	↓ -1.12%	292	↓ -7.30%	\$1,040	↑ 2.87%
Public Administration	5,721	↑ 1.63%	143	↓ -20.56%	\$996	↑ 6.30%
Real Estate and Rental and Leasing	1,039	↑ 8.46%	139	↑ 2.21%	\$1,173	↓ -0.17%
Retail Trade	9,793	↓ -1.03%	657	↓ -0.90%	\$633	↓ -1.71%
Transportation & Warehousing	3,985	↓ -5.34%	222	↓ -1.33%	\$1,038	↓ -0.10%
Utilities*	570	↑ 4.01%	31	○ 0.00%	\$1,994	↑ 1.06%
Wholesale Trade	1,953	↑ 2.14%	175	↑ 2.94%	\$1,202	↑ 3.80%

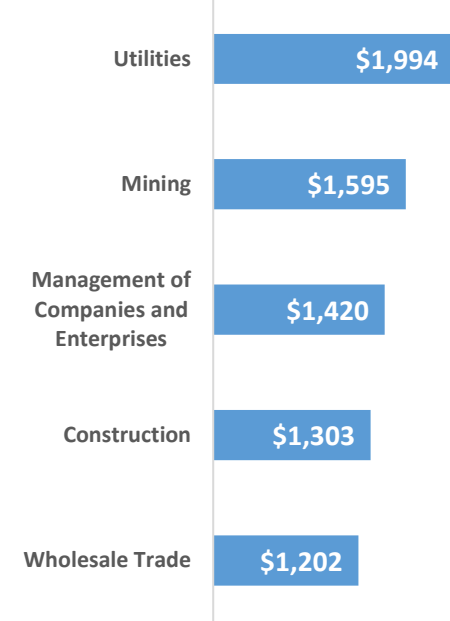
* These industries exclude county data (jobs and wages) that are not available due to non-disclosure requirements.

D = This item is not available due to non-disclosure requirements.

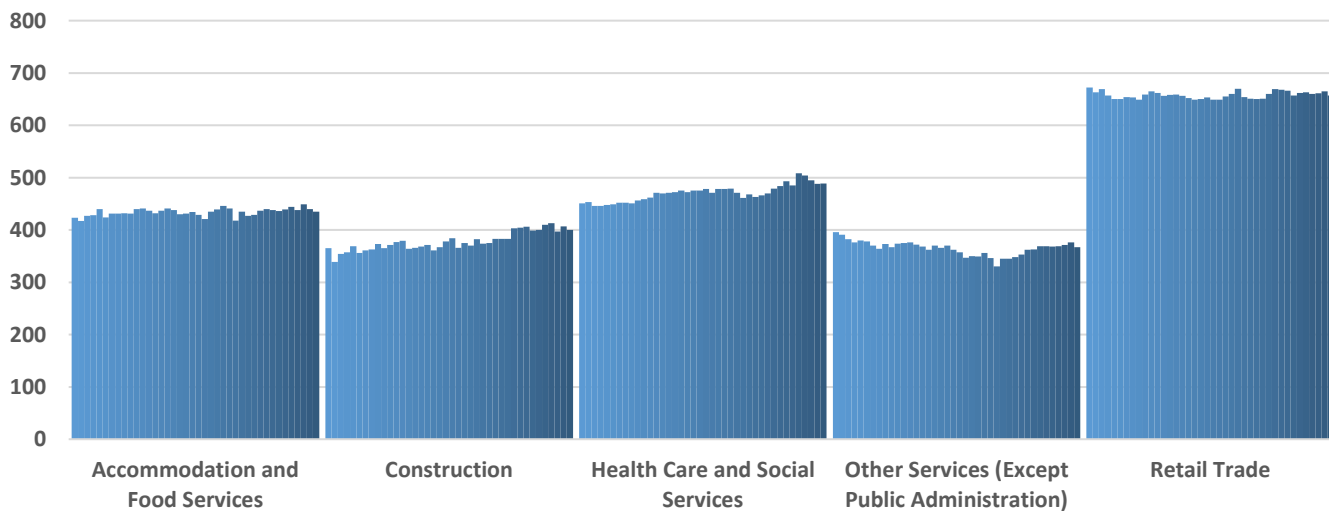
Top 5 Largest Industries by Jobs (past 10 years)



Top 5 Paying Industries by Average Weekly Wage



Top 5 Largest Industries by Establishments (past 10 years)



Source:

Quarterly Census of Employment and Wages, Indiana Dept. of Workforce Development

For more information, contact:

Kim Stevenson

Labor Analyst Manager

(812) 250-9349

kstevenson@dwd.in.gov



INDIANA DEPARTMENT OF
WORKFORCE
DEVELOPMENT