



HOOSIERS BY THE NUMBERS

Your premier source for labor market information for Indiana.



INDUSTRY SECTOR SNAPSHOT

Economic Growth Region 7

Quarter 1 2023

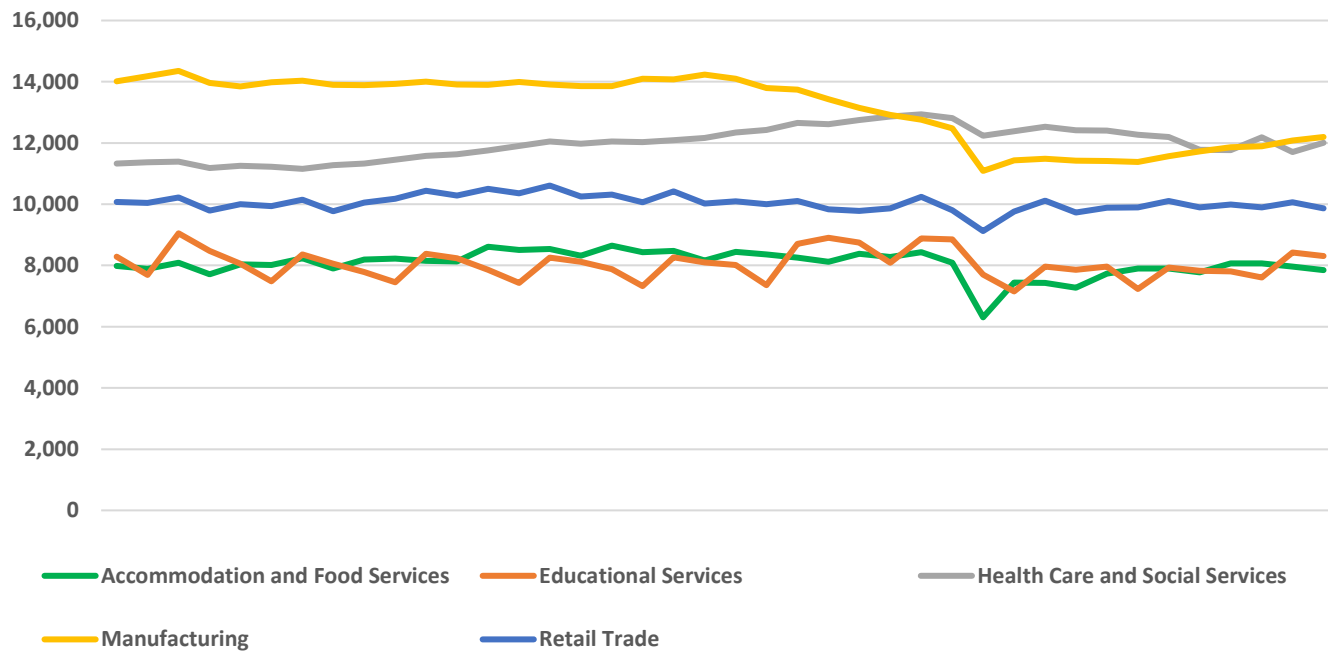
Clay, Parke, Putnam, Sullivan, Vermillion and Vigo Counties

Industry	Jobs	Previous Year	Establishments	Previous Year	Average Weekly Wage	Previous Year
Total	78,455	↑ 1.34%	4,411	↓ -0.27%	\$977	↑ 8.31%
Accommodation and Food Services	7,853	↑ 1.02%	444	↑ 1.83%	\$364	↑ 13.04%
Admin. & Support & Waste Mgt. & Rem. Services	2,212	↓ -0.18%	200	↑ 6.95%	\$659	↑ 12.46%
Agriculture, Forestry, Fishing and Hunting	345	↓ -6.25%	81	↓ -8.99%	\$729	↑ 8.16%
Arts, Entertainment, and Recreation*	421	↓ -7.68%	63	↓ -7.35%	\$407	↑ 2.52%
Construction	3,784	↑ 6.98%	397	↓ -0.50%	\$1,307	↑ 11.33%
Educational Services*	8,304	↑ 6.05%	91	↓ -5.21%	\$934	↑ 14.32%
Finance and Insurance	1,848	↑ 0.16%	268	↓ -1.83%	\$1,416	↑ 2.39%
Health Care and Social Services	12,006	↑ 1.93%	497	↑ 0.81%	\$1,051	↑ 1.45%
Information	847	↓ -1.05%	55	↑ 3.77%	\$1,077	↑ 13.25%
Management of Companies and Enterprises*	294	↓ -1.67%	28	○ 0.00%	\$1,532	↓ -16.42%
Manufacturing	12,199	↑ 4.02%	208	↓ -2.35%	\$1,265	↑ 7.75%
Mining*	115	↑ 5.50%	19	↓ -5.00%	\$1,422	↑ 28.92%
Other Services (Except Public Administration)	2,134	↑ 1.19%	371	↑ 0.54%	\$720	↑ 15.76%
Professional, Scientific, and Technical Services	1,571	↑ 0.06%	307	↑ 1.32%	\$1,013	↑ 9.40%
Public Administration	5,376	↓ -1.25%	141	↓ -22.10%	\$1,017	↑ 3.46%
Real Estate and Rental and Leasing*	837	↑ 3.33%	142	↑ 6.77%	\$1,395	↑ 4.57%
Retail Trade	9,863	↓ -0.33%	661	↑ 0.61%	\$648	↑ 7.11%
Transportation & Warehousing	4,145	↓ -2.22%	227	↓ -0.44%	\$1,041	↑ 16.57%
Utilities*	555	↑ 2.02%	33	↑ 10.00%	\$2,359	↑ 3.56%
Wholesale Trade	1,937	↑ 6.43%	178	↑ 6.59%	\$1,483	↑ 11.25%

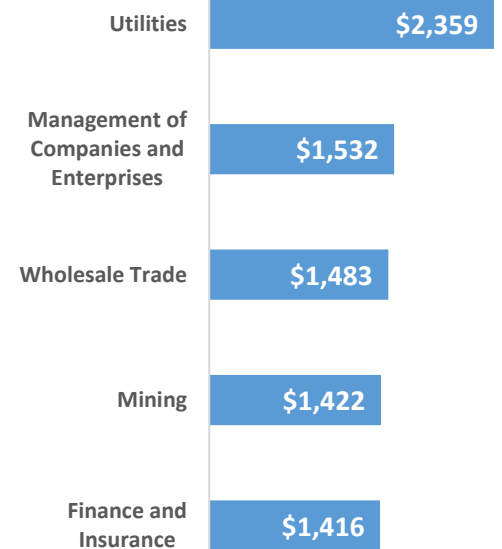
* These industries exclude county data (jobs and wages) that are not available due to non-disclosure requirements.

D = This item is not available due to non-disclosure requirements.

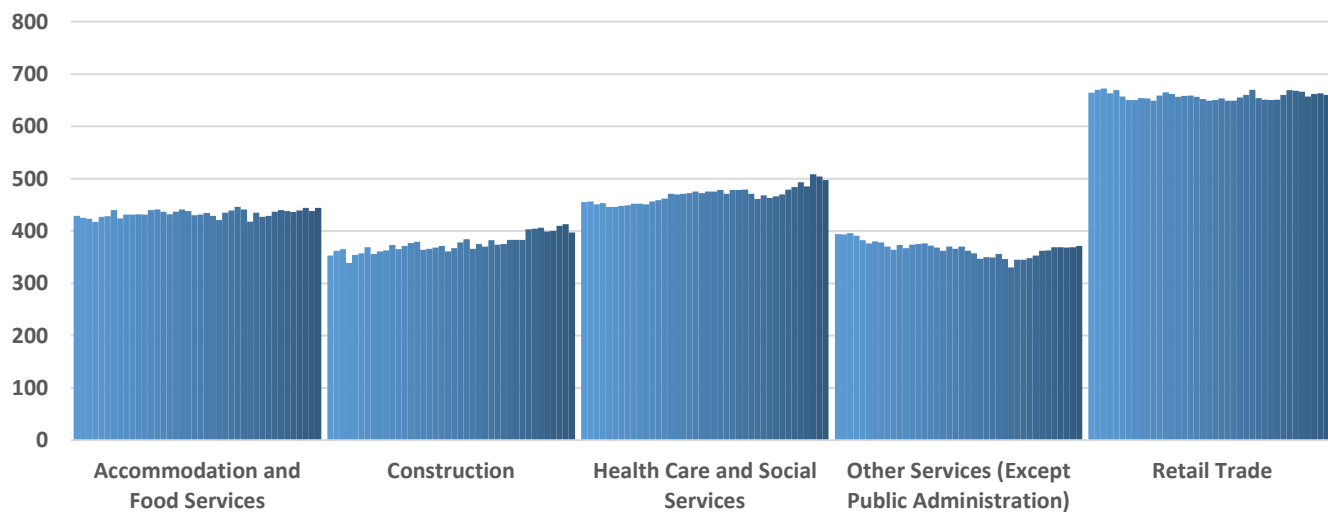
Top 5 Largest Industries by Jobs (past 10 years)



Top 5 Paying Industries by Average Weekly Wage



Top 5 Largest Industries by Establishments (past 10 years)



Source:

Quarterly Census of Employment and Wages,
Indiana Dept. of Workforce Development

For more information, contact:

Kim Stevenson

Workforce Analyst Manager

(812) 250-9349

kstevenson@dwd.in.gov



INDIANA DEPARTMENT OF
WORKFORCE
DEVELOPMENT