

INDUSTRY SECTOR SNAPSHOT

Economic Growth Region 6

Quarter 2 2024

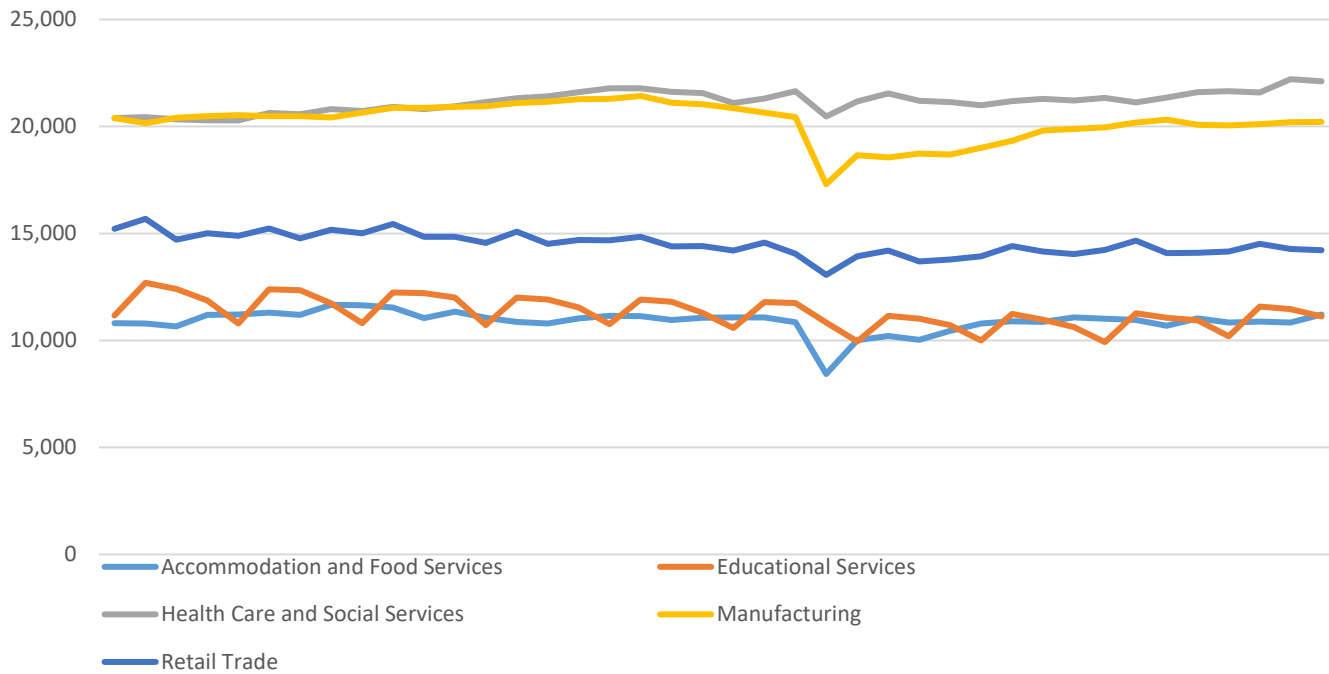
Blackford, Delaware, Fayette, Henry, Jay, Randolph, Rush, Union, and Wayne Counties

Industry	Jobs	Previous Year	Establishments	Previous Year	Average Weekly Wage	Previous Year
Total	118,013	↑ 1.29%	6,429	↓ -0.22%	\$938	↑ 3.19%
Accommodation and Food Services	11,205	↑ 1.61%	576	↑ 0.52%	\$373	↑ 4.78%
Admin. & Support & Waste Mgt. & Rem. Services	4,817	↓ -3.64%	282	↓ -5.37%	\$869	↑ 2.84%
Agriculture, Forestry, Fishing and Hunting*	1,285	↑ 3.88%	145	↑ 2.84%	\$898	↑ 6.02%
Arts, Entertainment, and Recreation*	958	↓ -4.87%	84	↓ -4.55%	\$423	↑ 6.28%
Construction	4,872	↑ 1.99%	561	↓ -2.26%	\$1,193	↑ 3.38%
Educational Services*	11,122	↑ 1.71%	137	↑ 5.38%	\$955	↑ 4.03%
Finance and Insurance	3,119	↑ 2.60%	401	↓ -1.23%	\$1,160	↑ 4.13%
Health Care and Social Services	22,118	↑ 2.34%	661	↑ 0.61%	\$1,097	↑ 2.14%
Information*	956	↓ -1.14%	89	↑ 2.30%	\$861	↑ 10.53%
Management of Companies and Enterprises*	761	↑ 1.20%	36	↑ 5.88%	\$1,642	↓ -0.61%
Manufacturing*	20,213	↑ 0.70%	422	↓ -0.71%	\$1,151	↑ 4.26%
Mining*	35	● 0.00%	13	↑ 8.33%	\$2,172	↑ 9.37%
Other Services (Except Public Administration)	3,213	↓ -2.01%	460	↓ -2.95%	\$659	↑ 9.47%
Professional, Scientific, and Technical Services	2,737	↓ -7.75%	464	↑ 1.98%	\$1,125	↓ -3.18%
Public Administration	5,302	↑ 2.12%	149	↓ -3.87%	\$891	↑ 4.82%
Real Estate and Rental and Leasing	1,001	↓ -5.57%	234	↑ 4.46%	\$799	↑ 2.96%
Retail Trade	14,209	↑ 0.76%	1,068	↑ 0.56%	\$614	↑ 1.66%
Transportation & Warehousing	3,650	↑ 1.33%	264	↓ -4.69%	\$1,145	↑ 3.71%
Utilities*	513	↑ 0.39%	36	● 0.00%	\$1,787	↑ 3.96%
Wholesale Trade	3,071	↓ -0.55%	346	↑ 3.28%	\$1,228	↓ -1.52%

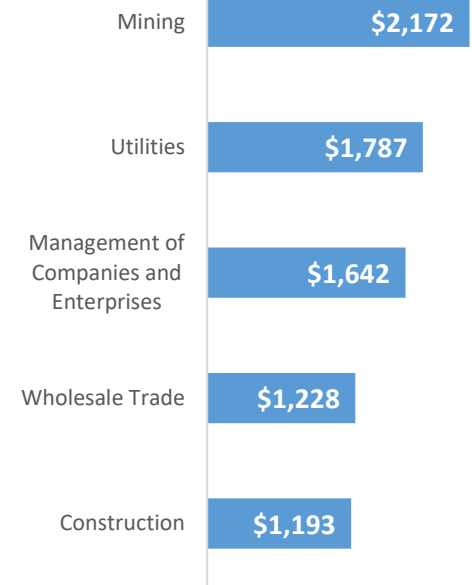
* These industries exclude county data (jobs and wages) that are not available due to non-disclosure requirements.

D = This item is not available due to non-disclosure requirements.

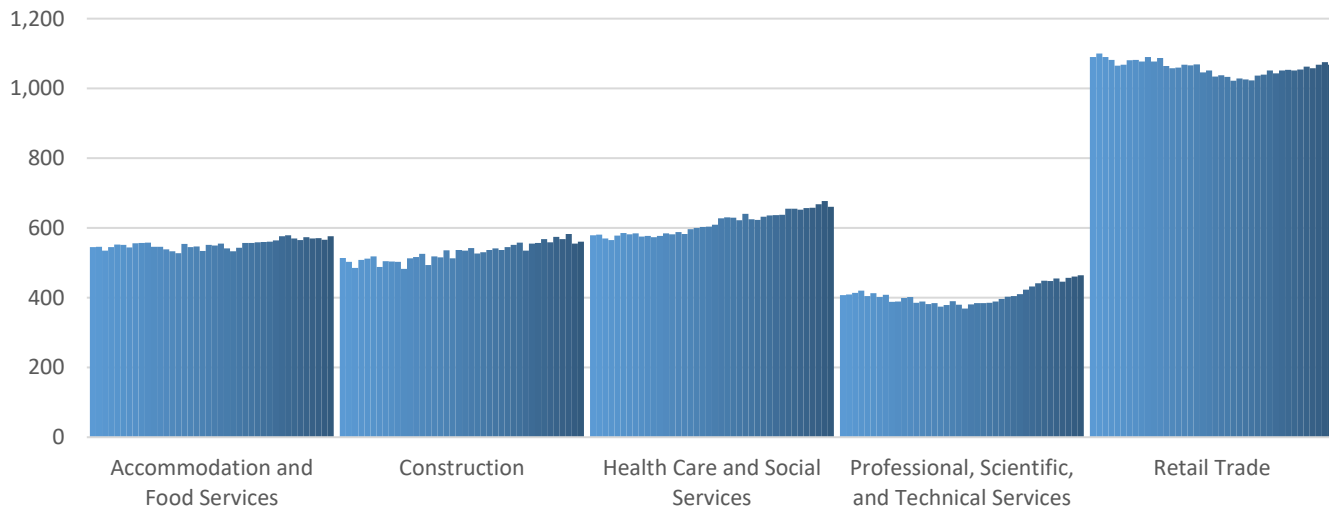
Top 5 Largest Industries by Jobs (past 10 years)



Top 5 Paying Industries by Average Weekly Wage



Top 5 Largest Industries by Establishments (past 10 years)



Source:

Quarterly Census of Employment and Wages, Indiana Dept. of Workforce Development

For more information, contact:

Alex Corn

Regional Workforce Analyst

(260) 255-5098

dcorn@dwd.in.gov

