

# HOOSIERS BY THE NUMBERS

Your premier source for labor market information for Indiana.

## INDUSTRY SECTOR SNAPSHOT

### Economic Growth Region 6

Quarter 1 2024

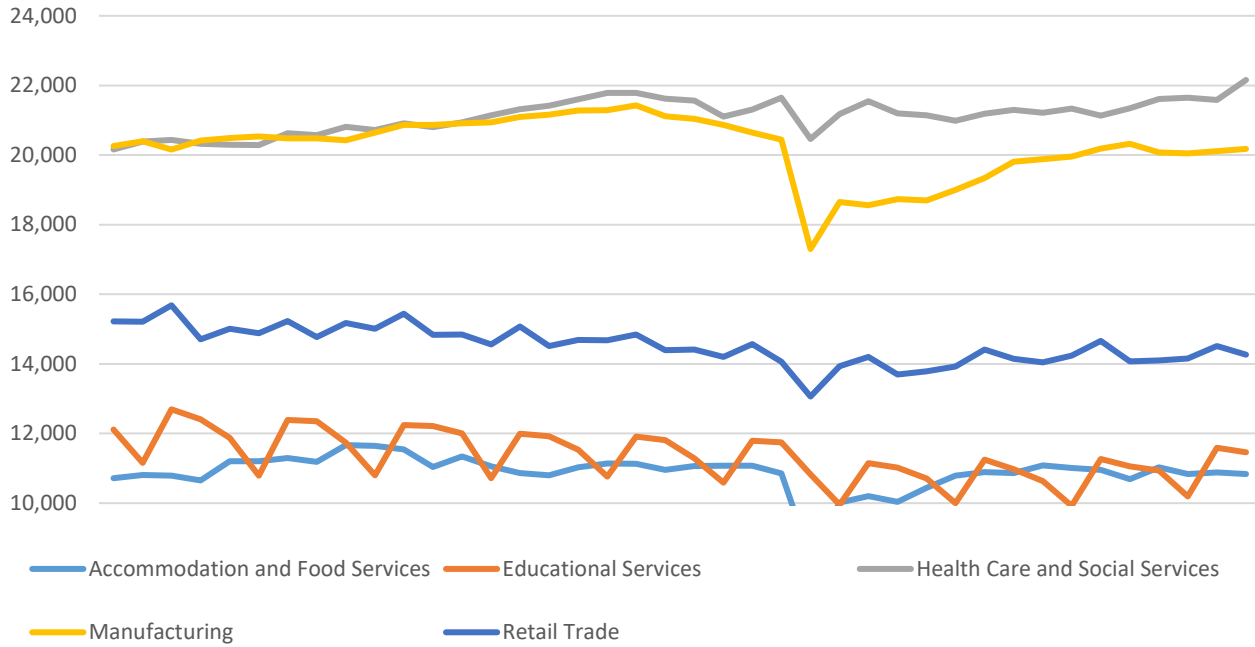
Blackford, Delaware, Fayette, Henry, Jay, Randolph, Rush, Union, and Wayne Counties

Industry	Jobs	Previous Year	Establishments	Previous Year	Average Weekly Wage	Previous Year
<b>Total</b>	<b>116,861</b>	<b>↑ 1.72%</b>	<b>6,432</b>	<b>↑ 1.02%</b>	<b>\$966</b>	<b>↑ 3.32%</b>
Accommodation and Food Services	10,833	↑ 1.32%	570	↑ 0.88%	\$375	↑ 4.46%
Admin. & Support & Waste Mgt. & Rem. Services*	4,581	↓ -2.09%	274	↓ -3.52%	\$875	↑ 0.69%
Agriculture, Forestry, Fishing and Hunting*	1,102	↓ -1.25%	147	↑ 7.30%	\$953	↑ 4.50%
Arts, Entertainment, and Recreation*	616	↓ -2.69%	84	↑ 3.70%	\$423	↑ 3.68%
Construction	4,756	↑ 1.23%	554	↓ -0.89%	\$1,134	↑ 7.79%
Educational Services*	11,459	↑ 3.61%	130	○ 0.00%	\$915	↑ 3.39%
Finance and Insurance	3,105	↑ 4.12%	407	○ 0.00%	\$1,357	↓ -2.44%
Health Care and Social Services	22,157	↑ 3.80%	676	↑ 3.68%	\$1,128	↑ 2.73%
Information	983	↓ -1.70%	89	↓ -3.26%	\$838	↑ 3.33%
Management of Companies and Enterprises*	779	↑ 7.60%	35	↑ 2.94%	\$2,034	↓ -9.16%
Manufacturing*	20,175	↓ -0.72%	423	↓ -1.86%	\$1,180	↑ 4.24%
Mining*	33	↓ -2.94%	12	○ 0.00%	\$2,047	↑ 3.07%
Other Services (Except Public Administration)	3,206	↑ 3.02%	461	↓ -0.43%	\$643	↑ 6.81%
Professional, Scientific, and Technical Services	2,850	↓ -5.25%	462	↑ 3.13%	\$1,275	↑ 5.55%
Public Administration	4,944	↑ 0.20%	151	↓ -2.58%	\$923	↑ 6.71%
Real Estate and Rental and Leasing*	962	↓ -8.56%	230	↑ 5.50%	\$823	↑ 3.65%
Retail Trade	14,267	↑ 1.36%	1,075	↑ 1.99%	\$642	↑ 0.16%
Transportation & Warehousing	3,591	↑ 1.07%	268	↓ -2.55%	\$1,138	↑ 6.65%
Utilities*	502	↓ -1.38%	36	○ 0.00%	\$2,031	↓ -2.31%
Wholesale Trade	3,089	↑ 2.52%	348	↑ 4.19%	\$1,311	↑ 0.69%

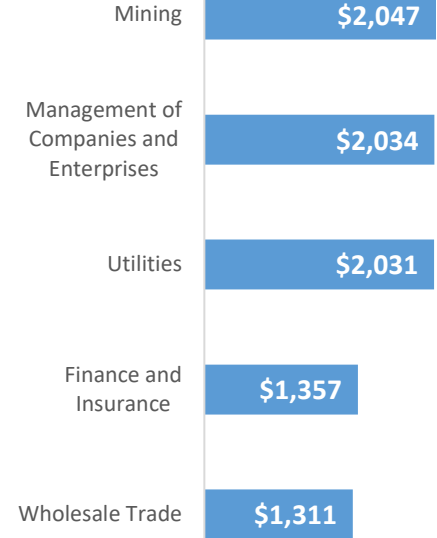
\* These industries exclude county data (jobs and wages) that are not available due to non-disclosure requirements.

D = This item is not available due to non-disclosure requirements.

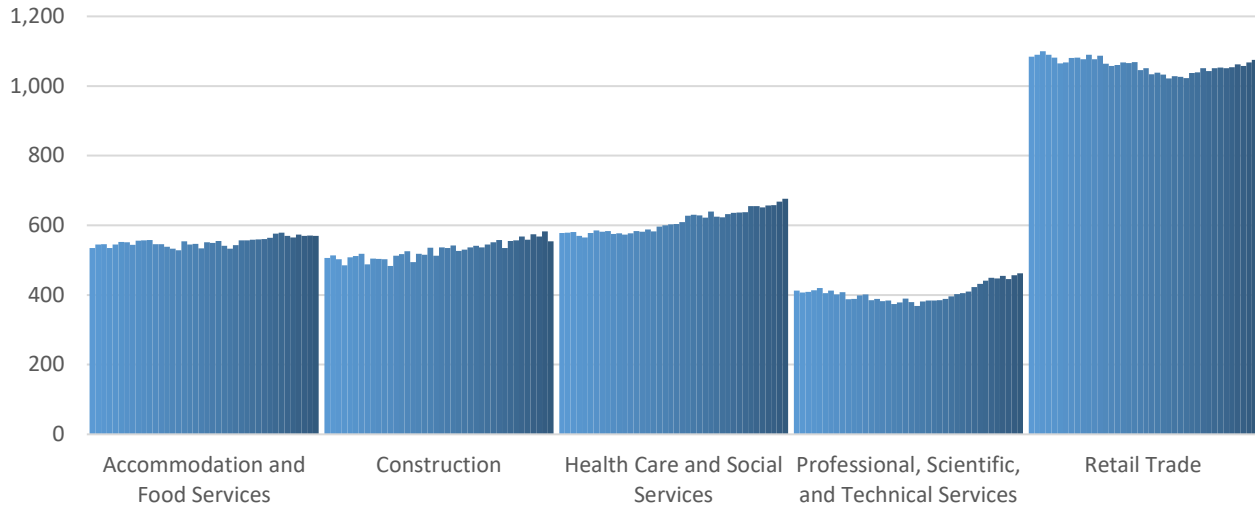
### Top 5 Largest Industries by Jobs (past 10 years)



### Top 5 Paying Industries by Average Weekly Wage



### Top 5 Largest Industries by Establishments (past 10 years)



Source:  
*Quarterly Census of Employment and Wages,  
 Indiana Dept. of Workforce Development*

For more information, contact:  
**Alex Corn, MPA**  
 Senior Regional Workforce Analyst  
 (260) 255-5098  
[dcorn@dwd.in.gov](mailto:dcorn@dwd.in.gov)

