

INDUSTRY SECTOR SNAPSHOT

Economic Growth Region 6

Quarter 3 2023

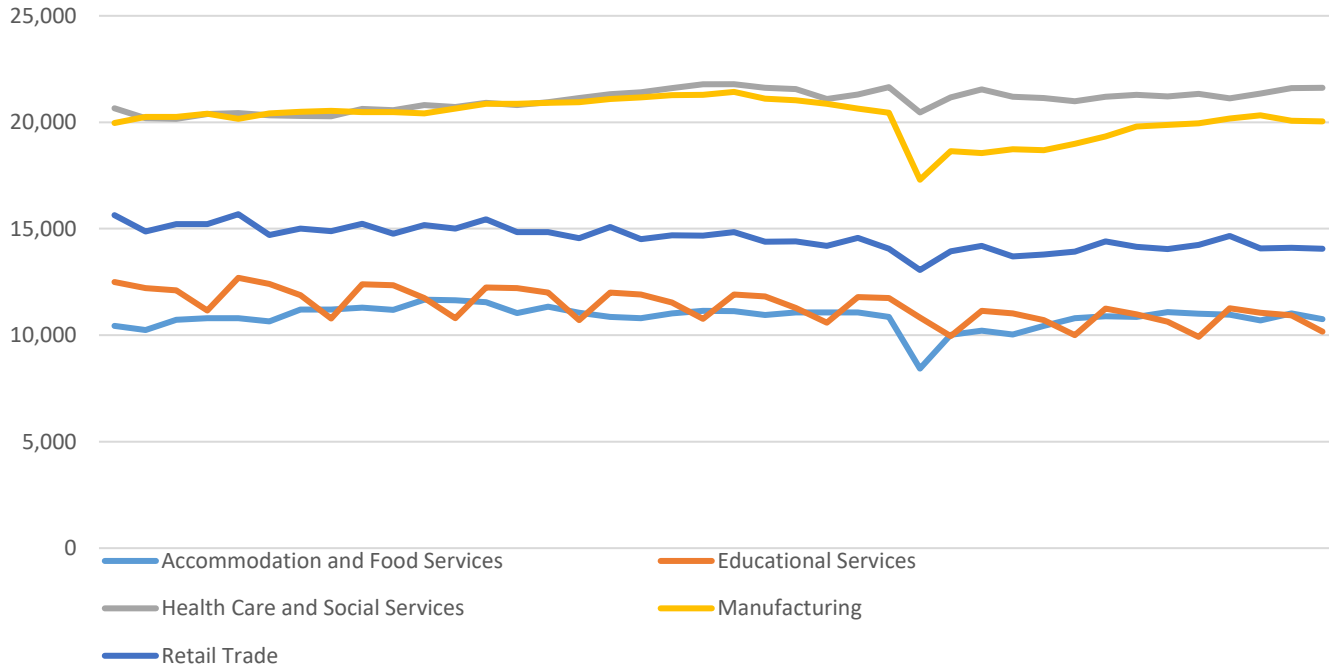
Blackford, Delaware, Fayette, Henry, Jay, Randolph, Rush, Union, and Wayne Counties

Industry	Jobs	Previous Year	Establishments	Previous Year	Average Weekly Wage	Previous Year
Total	115,470	↑ 0.15%	6,367	↓ -1.35%	\$931	↓ -0.53%
Accommodation and Food Services	10,749	↓ -2.41%	565	↓ -2.42%	\$378	↑ 2.44%
Admin. & Support & Waste Mgt. & Rem. Services	4,963	↑ 3.76%	291	↓ -1.69%	\$839	↑ 2.57%
Agriculture, Forestry, Fishing and Hunting	1,484	↑ 7.07%	140	↓ -1.41%	\$886	↑ 3.99%
Arts, Entertainment, and Recreation*	1,072	↓ -3.60%	89	↓ -3.26%	\$434	↑ 3.33%
Construction	4,890	↓ -0.99%	561	↑ 0.72%	\$1,164	↓ -0.43%
Educational Services*	10,165	↑ 2.45%	128	↓ -0.78%	\$917	↓ -1.08%
Finance and Insurance	3,060	↑ 5.05%	399	↓ -0.50%	\$1,127	↑ 0.36%
Health Care and Social Services	21,621	↑ 1.33%	653	↓ -0.31%	\$1,108	↓ -3.40%
Information*	965	↓ -3.50%	89	↓ -2.20%	\$820	↑ 2.89%
Management of Companies and Enterprises*	768	↑ 11.63%	34	↓ -2.86%	\$1,882	↓ -0.48%
Manufacturing	20,040	↑ 0.43%	421	↓ -1.41%	\$1,138	↑ 0.71%
Mining*	33	D	12	↑ 9.09%	\$2,167	D
Other Services (Except Public Administration)	3,202	↑ 2.40%	455	↓ -4.01%	\$611	↓ -3.63%
Professional, Scientific, and Technical Services	2,930	↓ -2.88%	441	○ 0.00%	\$1,203	↑ 3.17%
Public Administration	5,206	↓ -1.38%	152	↓ -27.96%	\$853	↑ 0.95%
Real Estate and Rental and Leasing*	939	↓ -27.88%	233	↑ 6.88%	\$845	↑ 2.30%
Retail Trade	14,062	↓ -1.21%	1,058	↑ 0.47%	\$619	↓ -5.64%
Transportation & Warehousing	3,589	↑ 2.75%	277	↑ 1.09%	\$1,139	↓ -1.21%
Utilities*	505	↓ -1.94%	35	↓ -2.78%	\$1,619	↓ -1.40%
Wholesale Trade	3,094	↓ -1.12%	334	↑ 1.21%	\$1,189	↑ 1.28%

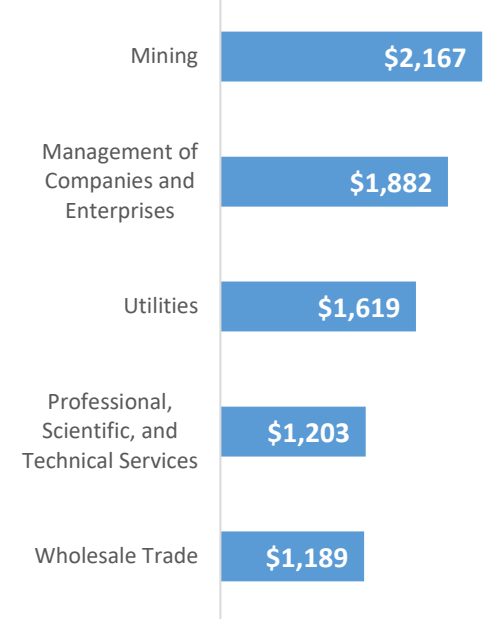
* These industries exclude county data (jobs and wages) that are not available due to non-disclosure requirements.

D = This item is not available due to non-disclosure requirements.

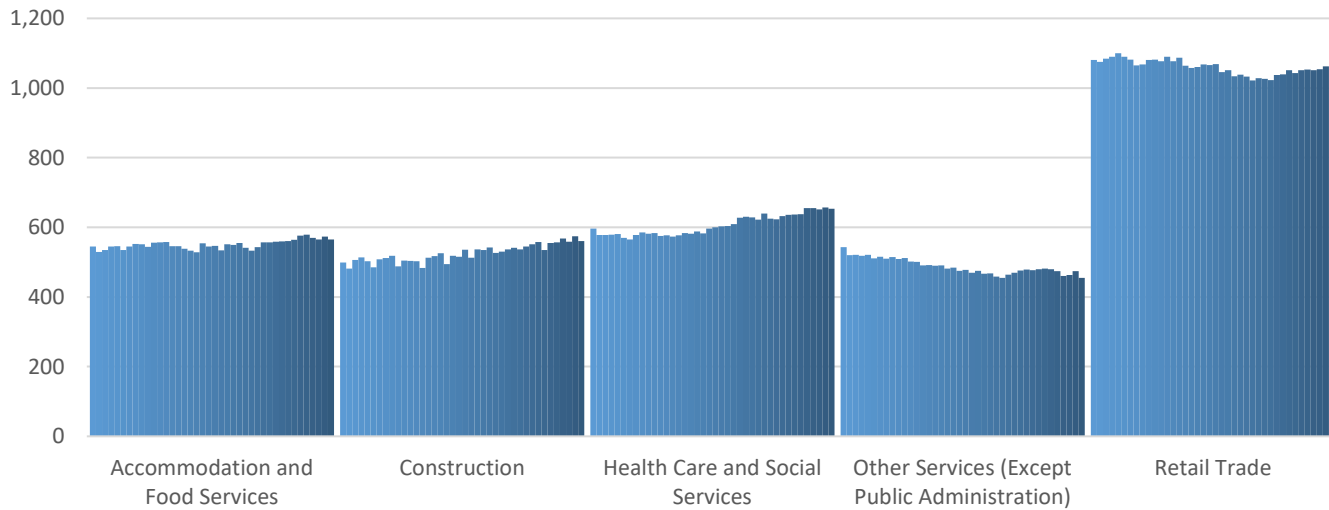
Top 5 Largest Industries by Jobs (past 10 years)



Top 5 Paying Industries by Average Weekly Wage



Top 5 Largest Industries by Establishments (past 10 years)



Source:

Quarterly Census of Employment and Wages,
Indiana Dept. of Workforce Development

For more information, contact:

Alex Corn

Regional Workforce Analyst

(260) 255-5098

dcorn@dwd.in.gov

