

INDUSTRY SECTOR SNAPSHOT

Quarter 3 2020

Economic Growth Region 6

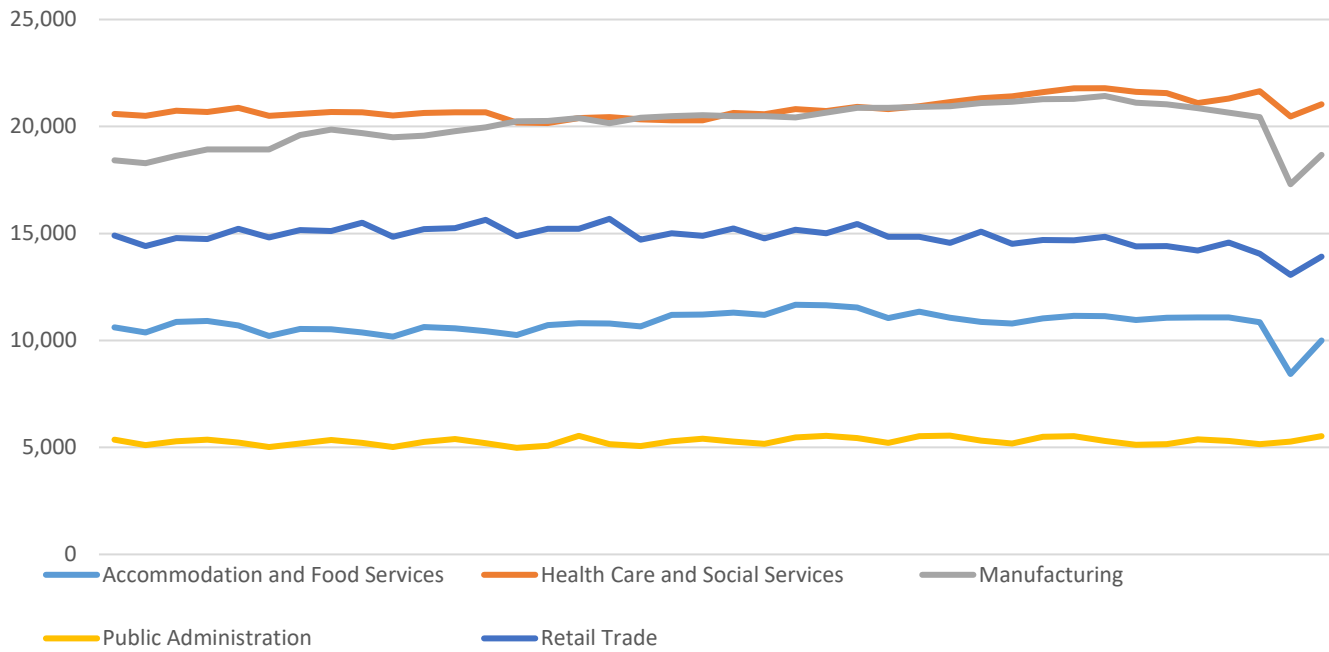
Blackford, Delaware, Fayette, Henry, Jay, Randolph, Rush, Union, and Wayne Counties

Industry	Jobs	Previous Year	Establishments	Previous Year	Average Weekly Wage	Previous Year
Total	110,835	↓ -5.16%	6,175	↑ 0.02%	\$804	↑ 3.88%
Accommodation and Food Services	10,004	↓ -9.69%	543	↓ -1.27%	\$310	↑ 5.80%
Admin. & Support & Waste Mgt. & Rem. Services	4,855	↓ -9.40%	260	○ 0.00%	\$703	↑ 10.36%
Agriculture, Forestry, Fishing and Hunting*	1,150	↑ 4.55%	133	↑ 3.10%	\$722	↑ 3.74%
Arts, Entertainment, and Recreation*	793	↓ -29.32%	90	↓ -4.26%	\$360	↓ -0.55%
Construction	4,441	↓ -0.76%	537	↑ 0.37%	\$983	↑ 7.90%
Educational Services*	9,956	↓ -5.94%	124	↓ -1.59%	\$864	↑ 7.06%
Finance and Insurance	3,212	↓ -8.54%	399	↓ -2.21%	\$1,033	↑ 5.52%
Health Care and Social Services	21,030	↓ -0.34%	623	↑ 2.30%	\$959	↑ 7.87%
Information*	938	↓ -16.10%	87	↑ 1.16%	\$760	↑ 15.50%
Management of Companies and Enterprises*	390	↓ -1.76%	34	↑ 3.03%	\$1,867	↑ 9.89%
Manufacturing	18,669	↓ -10.52%	422	↑ 0.96%	\$965	↑ 2.44%
Mining*	D	D	11	○ 0.00%	D	D
Other Services (Except Public Administration)	2,886	↓ -1.94%	466	↓ -0.21%	\$517	↑ 8.84%
Professional, Scientific, and Technical Services	2,816	↓ -6.60%	385	↑ 4.34%	\$1,000	↓ -35.02%
Public Administration	5,531	↑ 2.83%	220	↑ 1.38%	\$749	↑ 6.54%
Real Estate and Rental and Leasing	1,012	↓ -4.80%	199	↓ -3.86%	\$673	↓ -4.81%
Retail Trade	13,922	↓ -1.94%	1,026	↓ -0.77%	\$533	↑ 5.54%
Transportation & Warehousing	3,357	↓ -3.59%	267	↓ -1.48%	\$962	↑ 2.78%
Utilities*	590	↑ 18.47%	36	○ 0.00%	\$1,543	↑ 2.87%
Wholesale Trade	2,934	↓ -5.14%	313	↓ -0.32%	\$988	↑ 3.89%

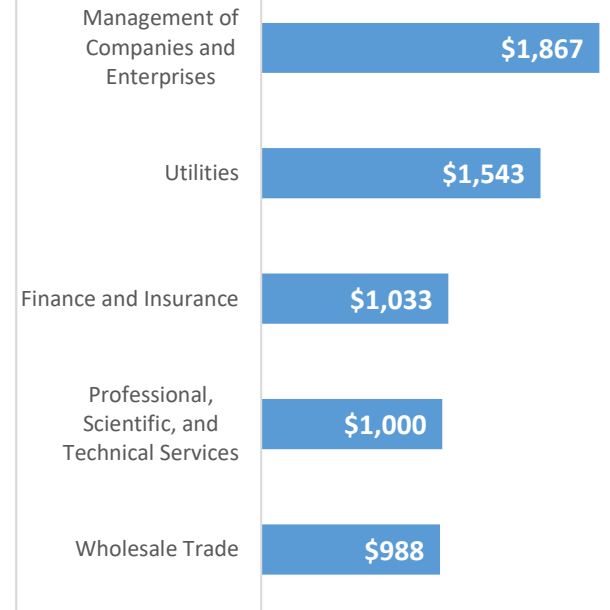
* These industries exclude county data (jobs and wages) that are not available due to non-disclosure requirements.

D = This item is not available due to non-disclosure requirements.

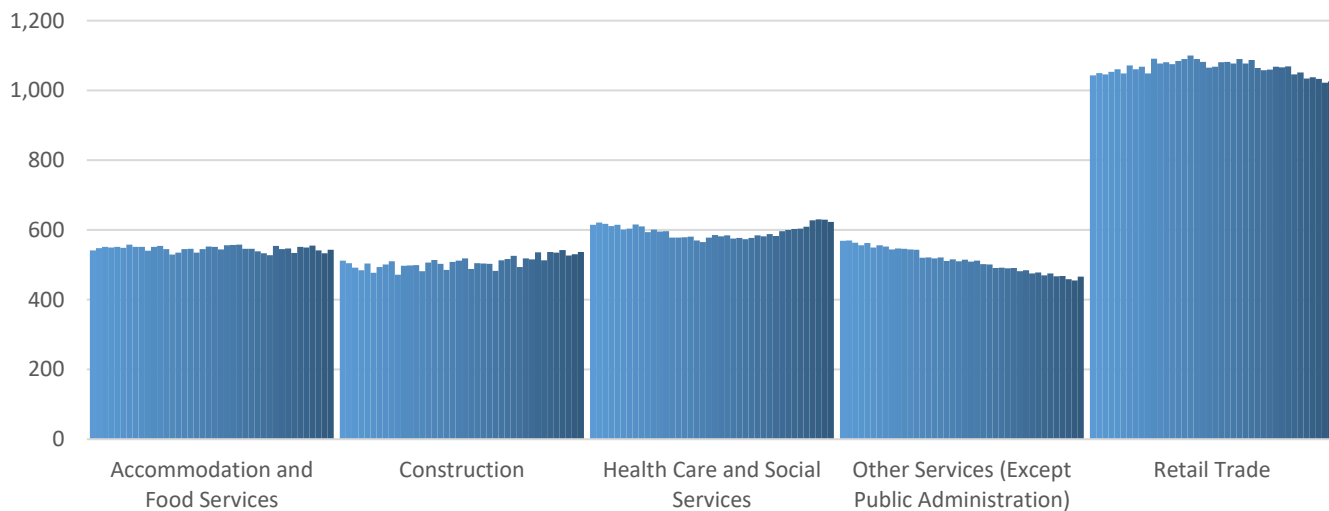
Top 5 Largest Industries by Jobs (past 10 years)



Top 5 Paying Industries by Average Weekly Wage



Top 5 Largest Industries by Establishments (past 10 years)



Source:

Quarterly Census of Employment and Wages,
Indiana Dept. of Workforce Development

For more information, contact:

Kent Sellers

Regional Workforce Analyst

(260) 469-4313

wsellers@dwd.in.gov



INDIANA
DEPARTMENT OF
WORKFORCE
DEVELOPMENT