

INDUSTRY SECTOR SNAPSHOT

Economic Growth Region 5

Quarter 2 2025

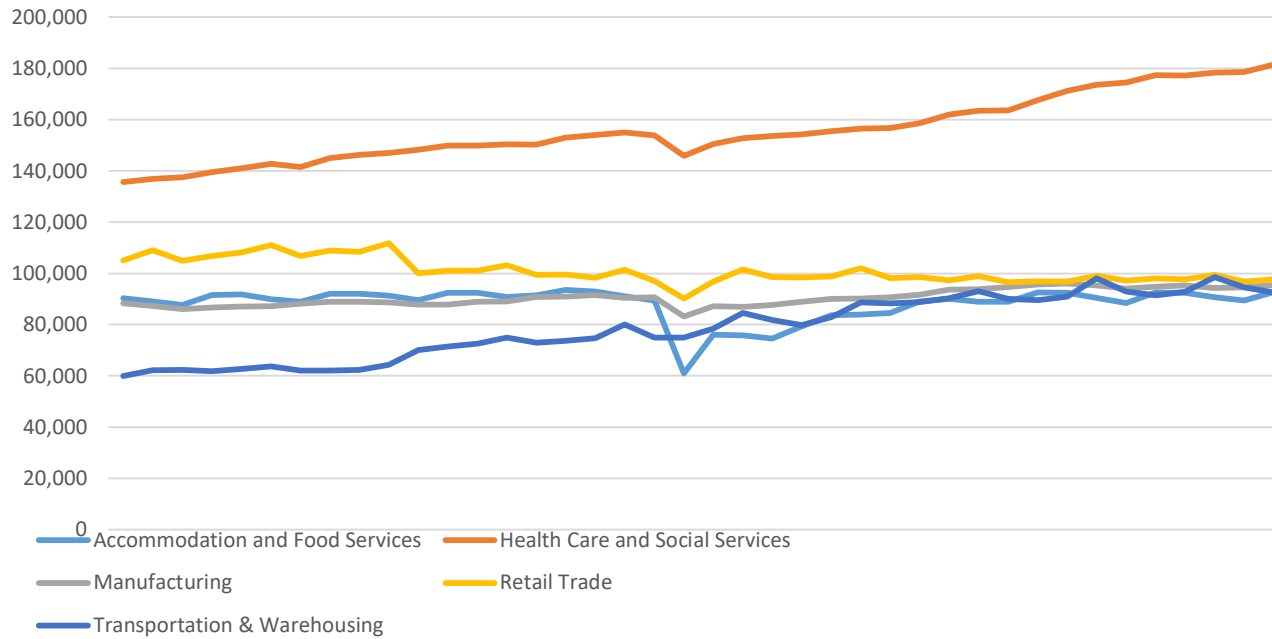
Boone, Hancock, Hamilton, Hendricks, Johnson, Madison, Marion, Morgan, and Shelby Counties

Industry	Jobs	Previous Year	Establishments	Previous Year	Average Weekly Wage	Previous Year
Total	1,094,723	↑ 0.69%	53,562	↑ 2.04%	\$1,316	↑ 0.15%
Accommodation and Food Services	92,662	↑ 0.22%	4,295	↑ 0.77%	\$514	↑ 3.42%
Admin. & Support & Waste Mgt. & Rem. Services	77,288	↓ -2.49%	3,577	↑ 1.05%	\$936	↑ 3.65%
Agriculture, Forestry, Fishing and Hunting	2,498	↓ -0.99%	221	↑ 3.27%	\$1,139	↑ 4.40%
Arts, Entertainment, and Recreation*	20,117	↑ 2.46%	858	↑ 4.51%	\$1,132	↓ -1.99%
Construction	65,931	↑ 3.16%	4,267	↑ 1.43%	\$1,566	↑ 3.57%
Educational Services	72,159	↓ -0.51%	1,177	↑ 2.88%	\$1,052	↑ 2.83%
Finance and Insurance	44,907	↓ -0.21%	3,410	↑ 1.40%	\$1,914	↑ 4.70%
Health Care and Social Services	181,426	↑ 2.33%	5,652	↑ 7.41%	\$1,403	↑ 4.16%
Information	11,031	↓ -4.64%	929	↑ 4.62%	\$1,547	↑ 2.79%
Management of Companies and Enterprises*	14,322	↑ 2.21%	424	↑ 1.44%	\$2,353	↑ 4.16%
Manufacturing	95,434	↑ 0.69%	1,863	○ 0.00%	\$1,809	↑ 7.10%
Mining*	442	↓ -32.21%	43	↑ 2.38%	\$1,411	↓ -22.17%
Other Services (Except Public Administration)	34,168	↑ 0.05%	4,248	↑ 0.69%	\$1,004	↑ 6.47%
Professional, Scientific, and Technical Services	72,955	↑ 1.41%	8,139	↑ 2.60%	\$1,981	↓ -28.35%
Public Administration	48,109	↓ -0.01%	366	↓ -1.08%	\$1,380	↑ 2.22%
Real Estate and Rental and Leasing	17,054	↑ 4.62%	2,754	↑ 2.72%	\$1,283	↑ 1.91%
Retail Trade	97,673	↓ -0.33%	5,487	↓ -0.25%	\$783	↑ 3.85%
Transportation & Warehousing	92,489	↑ 1.17%	1,917	↓ -0.62%	\$1,142	↑ 2.42%
Utilities	4,632	↑ 0.30%	111	↑ 2.78%	\$2,487	↑ 9.08%
Wholesale Trade	48,205	↑ 0.22%	3,823	↑ 2.60%	\$1,865	↑ 12.08%

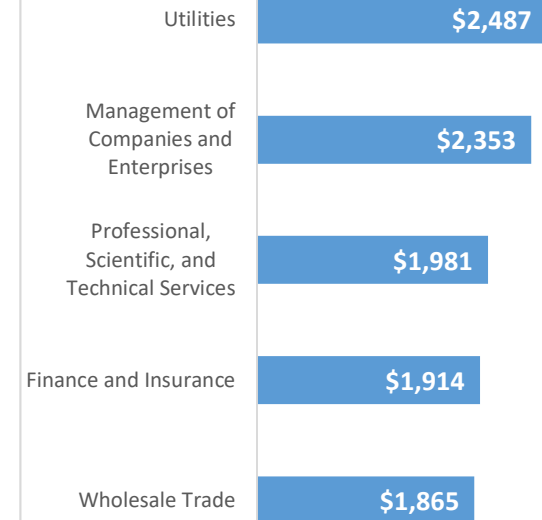
* These industries exclude county data (jobs and wages) that are not available due to non-disclosure requirements.

D = This item is not available due to non-disclosure requirements.

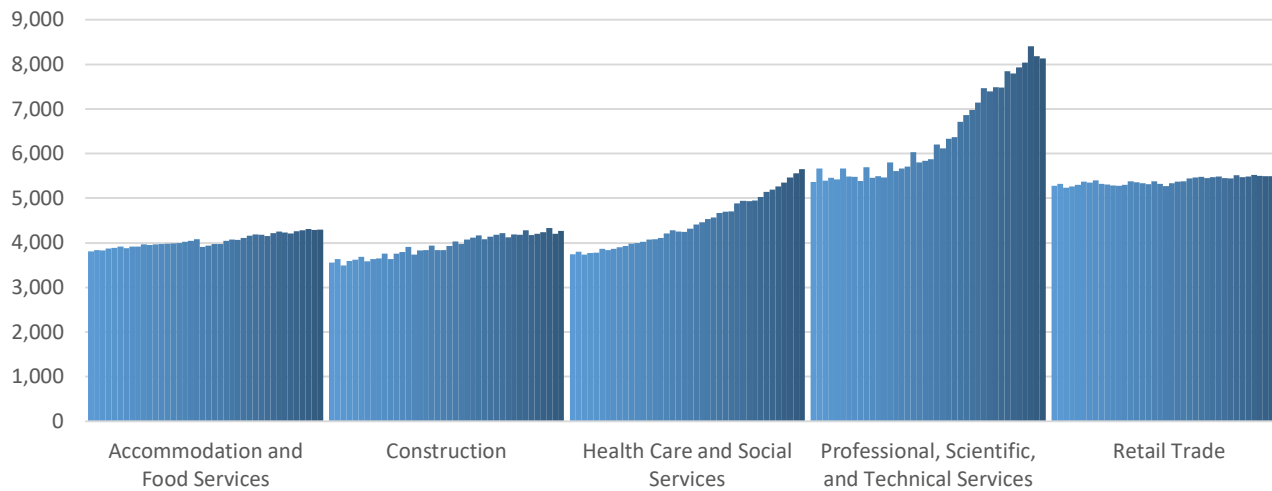
Top 5 Largest Industries by Jobs (past 10 years)



Top 5 Paying Industries by Average Weekly Wage



Top 5 Largest Industries by Establishments (past 10 years)



Source:

*Quarterly Census of Employment and Wages,
Indiana Dept. of Workforce Development*

For more information, contact:

Jillian A Gregory

Regional Workforce Analyst

jgregory@dwd.in.gov

