



HOOSIERS BY THE NUMBERS

Your premier source for labor market information for Indiana.



INDUSTRY SECTOR SNAPSHOT

Economic Growth Region 5

Quarter 2 2024

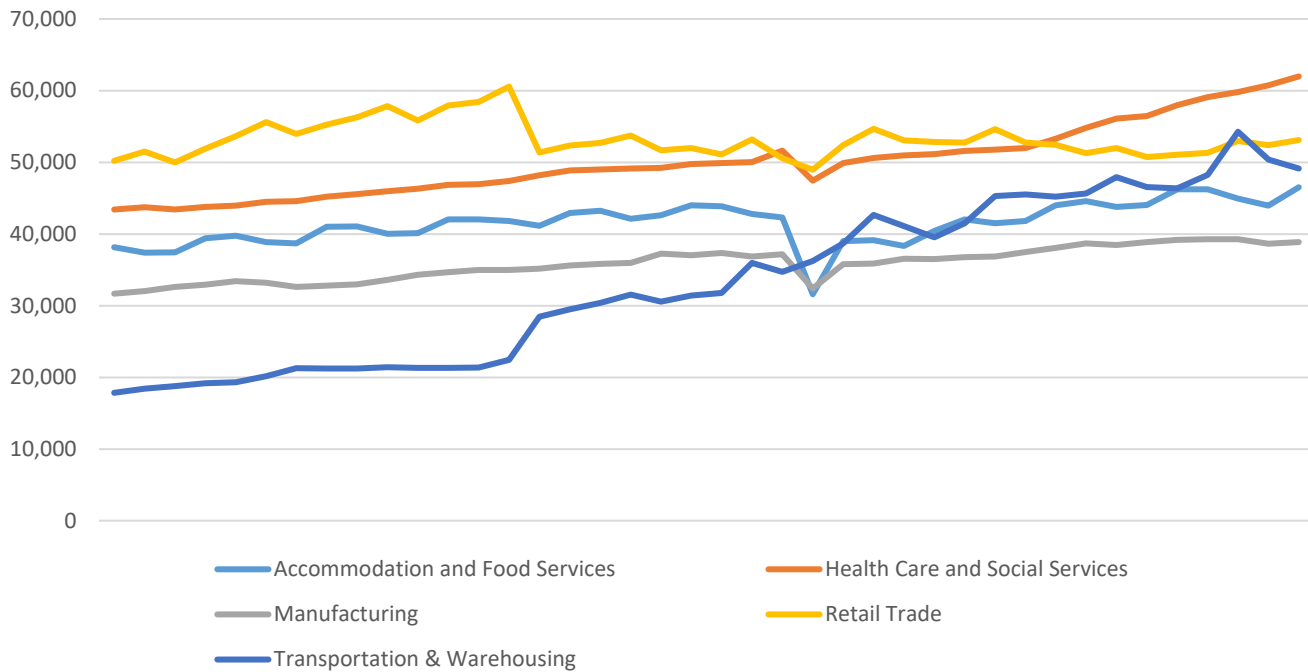
Boone, Hamilton, Hancock, Hendricks, Johnson, Madison, Marion, Morgan, and Shelby Counties

Industry	Jobs	Previous Year	Establishments	Previous Year	Average Weekly Wage	Previous Year
Total	460,454	↑ 2.39%	27,025	↑ 2.57%	\$1,224	↑ 16.35%
Accommodation and Food Services	46,521	↑ 0.62%	2,099	↑ 2.14%	\$447	↑ 3.00%
Admin. & Support & Waste Mgt. & Rem. Services	26,332	↓ -2.41%	1,684	↑ 1.02%	\$913	↓ -3.28%
Agriculture, Forestry, Fishing and Hunting	1,961	↑ 2.72%	186	↓ -1.06%	\$1,016	↑ 3.89%
Arts, Entertainment, and Recreation*	8,129	↑ 4.45%	479	↑ 2.13%	\$518	↑ 4.86%
Construction	27,209	↑ 7.57%	2,334	↓ -1.14%	\$1,404	↑ 4.70%
Educational Services	31,536	↑ 4.38%	621	↑ 0.98%	\$862	↑ 2.86%
Finance and Insurance	21,087	↓ -0.98%	1,858	↑ 3.11%	\$1,837	↑ 5.27%
Health Care and Social Services	61,985	↑ 6.87%	2,651	↑ 4.74%	\$1,089	↑ 4.41%
Information	3,895	↓ -3.97%	452	↑ 4.63%	\$1,359	↑ 2.49%
Management of Companies and Enterprises*	4,405	↑ 0.18%	182	↑ 2.82%	\$1,858	↑ 9.42%
Manufacturing	38,852	↓ -0.90%	956	↓ -1.44%	\$1,335	↑ 1.99%
Mining*	404	↑ 20.96%	30	↓ -6.25%	\$1,824	↑ 6.42%
Other Services (Except Public Administration)	13,144	↑ 2.82%	2,127	↑ 0.05%	\$809	↑ 4.25%
Professional, Scientific, and Technical Services	26,689	↑ 1.89%	4,111	↑ 8.10%	\$4,011	↑ 160.12%
Public Administration	17,213	↓ -1.69%	211	↓ -2.76%	\$1,077	↑ 0.28%
Real Estate and Rental and Leasing	5,745	↓ -18.51%	1,305	↑ 4.65%	\$1,154	↑ 6.26%
Retail Trade	53,131	↑ 4.03%	2,765	↑ 1.21%	\$730	↑ 1.53%
Transportation & Warehousing	49,123	↑ 5.92%	1,043	↓ -1.32%	\$1,054	↑ 4.98%
Utilities*	2,375	↑ 2.55%	68	↓ -1.45%	\$2,819	↑ 2.14%
Wholesale Trade	19,721	↑ 0.66%	1,863	↑ 3.56%	\$1,717	↑ 2.88%

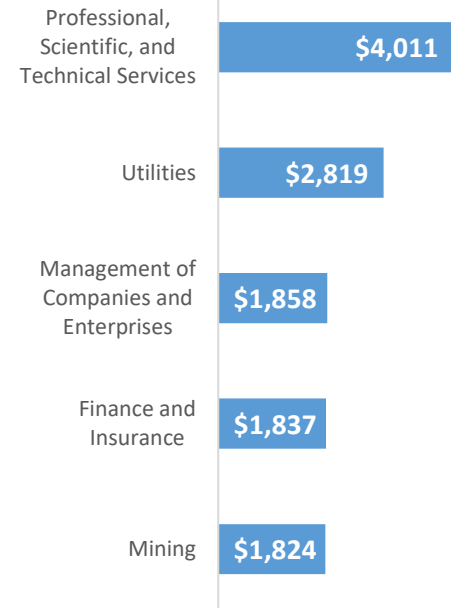
* These industries exclude county data (jobs and wages) that are not available due to non-disclosure requirements.

D = This item is not available due to non-disclosure requirements.

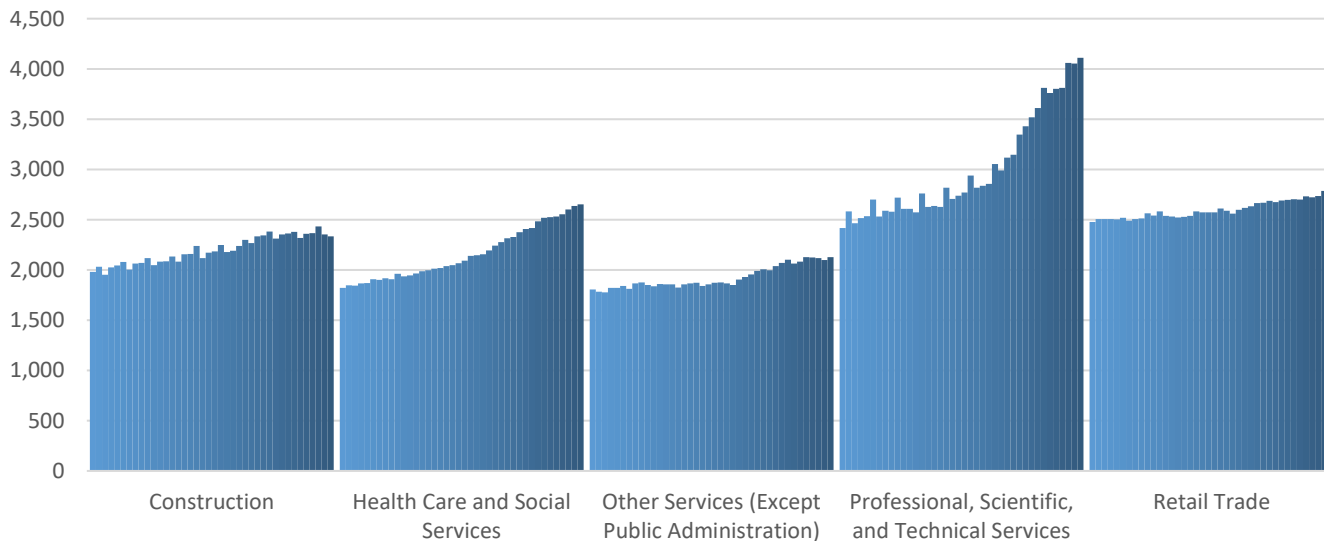
Top 5 Largest Industries by Jobs (past 10 years)



Top 5 Paying Industries by Average Weekly Wage



Top 5 Largest Industries by Establishments (past 10 years)



Source:

Quarterly Census of Employment and Wages, Indiana Dept. of Workforce Development

For more information, contact:

Alex Corn, MPA

Senior Regional Workforce Analyst

260-255-5098

dcorn@dwd.in.gov

