

INDUSTRY SECTOR SNAPSHOT

Economic Growth Region 5

Quarter 1 2024

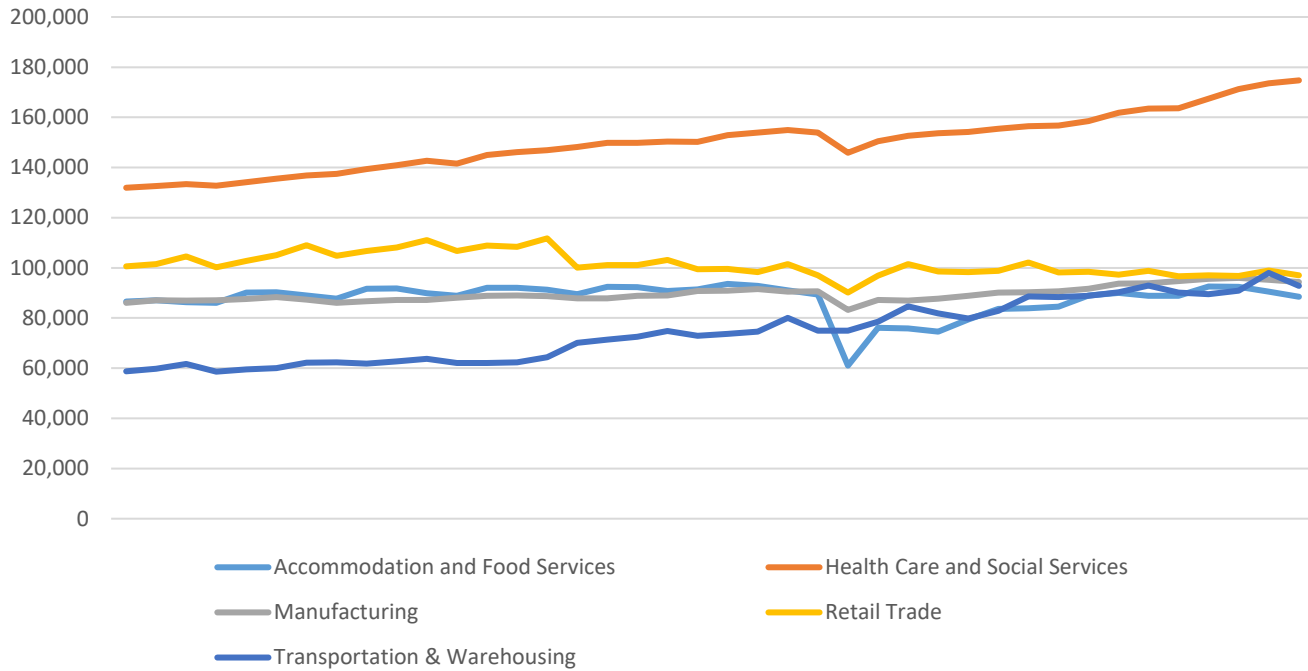
Boone, Hamilton, Hancock, Hendricks, Johnson, Madison, Marion, Morgan, and Shelby Counties

Industry	Jobs	Previous Year	Establishments	Previous Year	Average Weekly Wage	Previous Year
Total	1,066,695	↑ 1.55%	51,794	↑ 2.26%	\$1,444	↑ 6.25%
Accommodation and Food Services	88,470	↓ -0.46%	4,206	↑ 1.13%	\$499	↑ 4.61%
Admin. & Support & Waste Mgt. & Rem. Services	76,972	↓ -2.59%	3,427	↑ 1.42%	\$945	↑ 4.42%
Agriculture, Forestry, Fishing and Hunting	2,205	↑ 3.47%	214	↓ -1.83%	\$1,150	↑ 5.70%
Arts, Entertainment, and Recreation*	16,063	↑ 7.96%	811	↑ 2.27%	\$1,437	↑ 13.51%
Construction	59,667	↑ 6.50%	4,176	↑ 1.31%	\$1,593	↑ 8.22%
Educational Services	74,152	↑ 2.42%	1,151	↑ 3.41%	\$1,080	↑ 4.15%
Finance and Insurance	44,697	↓ -6.78%	3,323	↑ 1.28%	\$2,567	↑ 3.22%
Health Care and Social Services	174,736	↑ 6.81%	5,158	↑ 4.54%	\$1,351	↑ 2.50%
Information	11,575	↓ -3.39%	888	↑ 1.95%	\$1,682	↑ 2.25%
Management of Companies and Enterprises*	13,761	↑ 3.25%	400	↑ 0.25%	\$2,743	↓ -1.22%
Manufacturing	94,398	↓ -0.35%	1,872	↓ -0.32%	\$2,911	↑ 21.24%
Mining*	602	↑ 6.17%	42	↓ -6.67%	\$1,473	↑ 0.96%
Other Services (Except Public Administration)	32,971	↑ 3.54%	4,155	↑ 0.92%	\$970	↑ 4.98%
Professional, Scientific, and Technical Services	71,425	↓ -0.66%	7,780	↑ 5.23%	\$1,933	↑ 6.91%
Public Administration	46,242	↑ 3.50%	371	↑ 0.27%	\$1,425	↑ 7.06%
Real Estate and Rental and Leasing	15,843	↓ -3.73%	2,597	↑ 2.85%	\$1,434	↑ 5.99%
Retail Trade	96,993	↑ 0.38%	5,516	↑ 1.27%	\$778	↑ 0.91%
Transportation & Warehousing	92,833	↑ 3.05%	1,909	↓ -2.00%	\$1,126	↑ 0.18%
Utilities*	4,547	↑ 1.84%	107	↑ 5.94%	\$2,297	↑ 2.96%
Wholesale Trade	47,613	↓ -0.77%	3,691	↑ 3.83%	\$1,859	↑ 2.54%

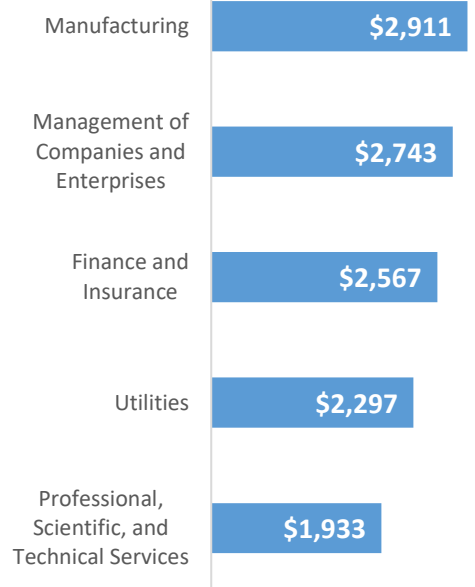
* These industries exclude county data (jobs and wages) that are not available due to non-disclosure requirements.

D = This item is not available due to non-disclosure requirements.

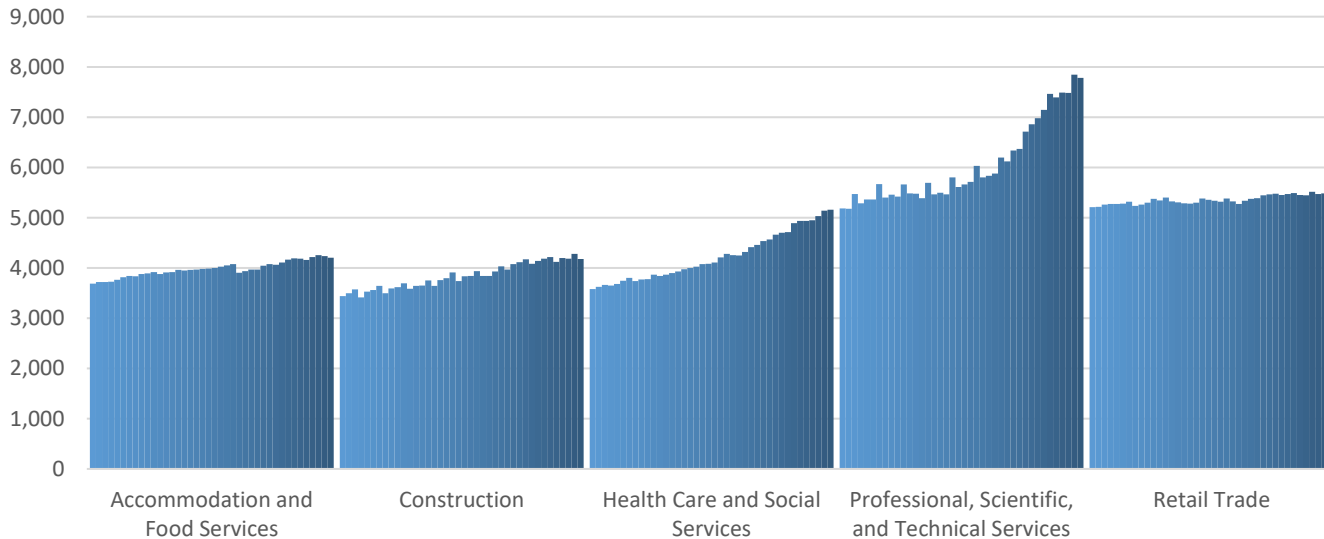
Top 5 Largest Industries by Jobs (past 10 years)



Top 5 Paying Industries by Average Weekly Wage



Top 5 Largest Industries by Establishments (past 10 years)



Source:

Quarterly Census of Employment and Wages, Indiana Dept. of Workforce Development

For more information, contact:

Alex Corn, MPA

Senior Regional Workforce Analyst

260-255-5098

dcorn@dwd.in.gov

