

INDUSTRY SECTOR SNAPSHOT

Quarter 3 2020

Economic Growth Region 4

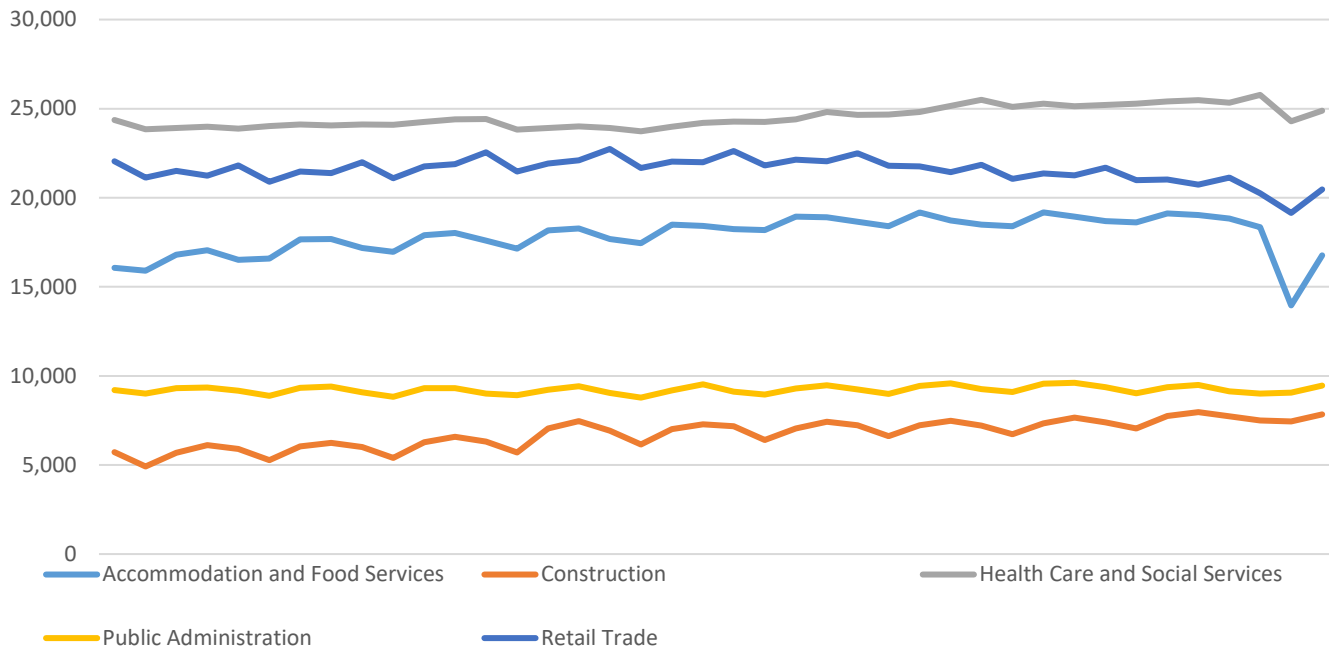
Benton, Carroll, Cass, Clinton, Fountain, Howard, Miami, Montgomery, Tippecanoe, Tipton, Warren, and White Counties

Industry	Jobs	Previous Year	Establishments	Previous Year	Average Weekly Wage	Previous Year
Total	193,382	↓ -4.86%	9,632	↑ 0.73%	\$899	↑ 4.66%
Accommodation and Food Services	16,762	↓ -11.95%	985	↑ 0.20%	\$319	↑ 5.63%
Admin. & Support & Waste Mgt. & Rem. Services	6,670	↓ -11.63%	443	↑ 4.24%	\$593	↑ 8.01%
Agriculture, Forestry, Fishing and Hunting	2,640	↑ 4.60%	291	↑ 1.75%	\$786	↑ 0.77%
Arts, Entertainment, and Recreation*	1,083	↓ -12.17%	115	↓ -0.86%	\$290	↑ 9.85%
Construction	7,840	↓ -1.59%	890	↑ 0.23%	\$1,066	↑ 2.21%
Educational Services*	21,753	↓ -4.22%	181	↓ -0.55%	\$1,086	↑ 4.93%
Finance and Insurance	4,226	↑ 0.07%	644	↑ 1.10%	\$1,185	↑ 9.32%
Health Care and Social Services	24,876	↓ -2.34%	855	↑ 1.54%	\$887	↑ 6.10%
Information*	1,594	↓ -12.13%	139	↑ 3.73%	\$785	↑ 16.82%
Management of Companies and Enterprises*	287	↓ -5.59%	34	○ 0.00%	\$1,617	↑ 0.62%
Manufacturing*	48,146	↓ -6.81%	498	↑ 2.68%	\$1,175	↑ 2.35%
Mining*	91	↑ 3.41%	17	○ 0.00%	\$1,648	↓ -2.14%
Other Services (Except Public Administration)	5,232	↓ -5.32%	752	↓ -1.05%	\$624	↑ 1.13%
Professional, Scientific, and Technical Services	4,457	↑ 3.05%	708	↑ 4.27%	\$1,123	↓ -2.85%
Public Administration	9,458	↓ -0.38%	299	↓ -0.99%	\$852	↑ 5.84%
Real Estate and Rental and Leasing*	1,906	↓ -1.65%	393	↑ 0.77%	\$789	↑ 4.78%
Retail Trade	20,459	↓ -1.35%	1,398	↓ -0.85%	\$540	↑ 6.30%
Transportation & Warehousing	6,622	↓ -0.72%	479	↓ -1.03%	\$909	↑ 5.57%
Utilities*	381	↑ 4.96%	28	↑ 7.69%	\$1,808	↑ 4.27%
Wholesale Trade	4,969	↓ -6.16%	483	↑ 0.21%	\$1,070	↑ 3.38%

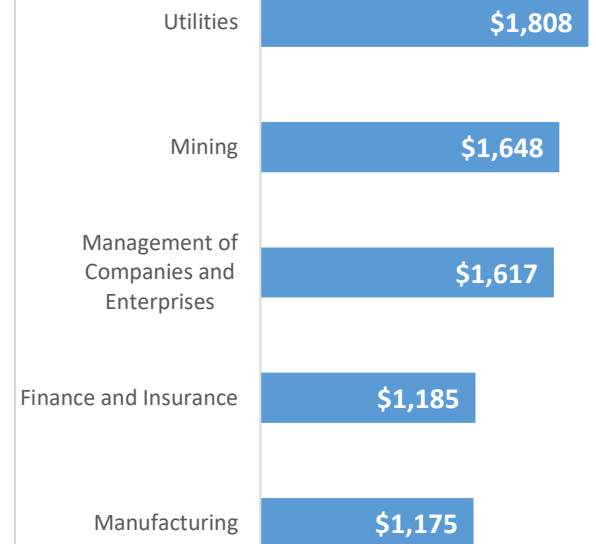
* These industries exclude county data (jobs and wages) that are not available due to non-disclosure requirements.

D = This item is not available due to non-disclosure requirements.

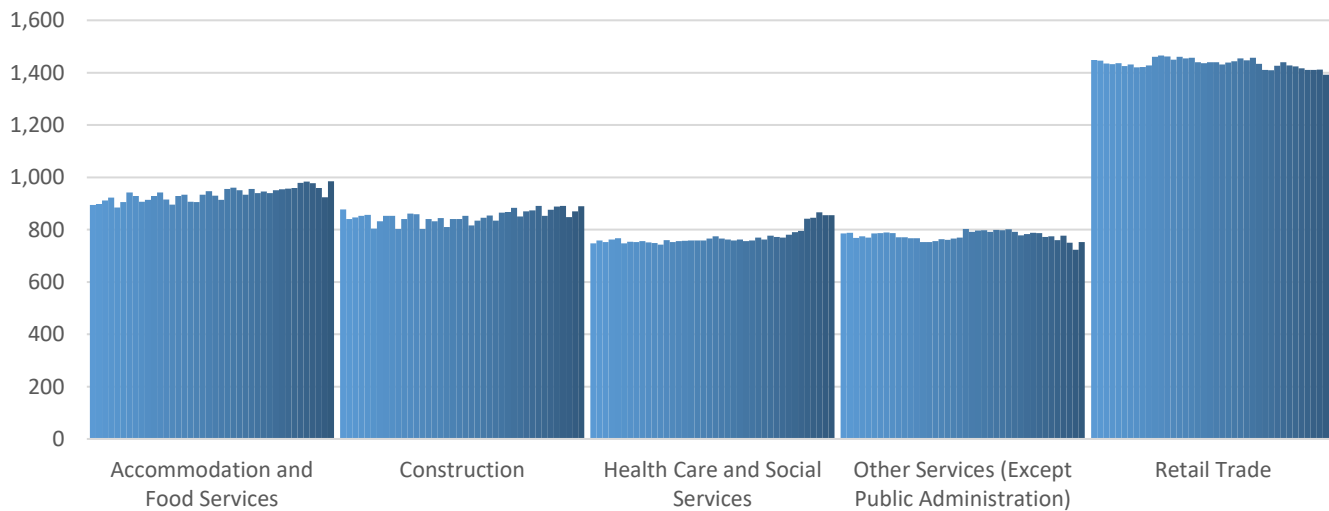
Top 5 Largest Industries by Jobs (past 10 years)



Top 5 Paying Industries by Average Weekly Wage



Top 5 Largest Industries by Establishments (past 10 years)



Source:

Quarterly Census of Employment and Wages,
Indiana Dept. of Workforce Development

For more information, contact:

Cassie Janes

Regional Workforce Analyst

765.454.4760

cjan@dw.in.gov



INDIANA
DEPARTMENT OF
WORKFORCE
DEVELOPMENT