

INDUSTRY SECTOR SNAPSHOT

## Economic Growth Region 3

## Quarter 2 2024

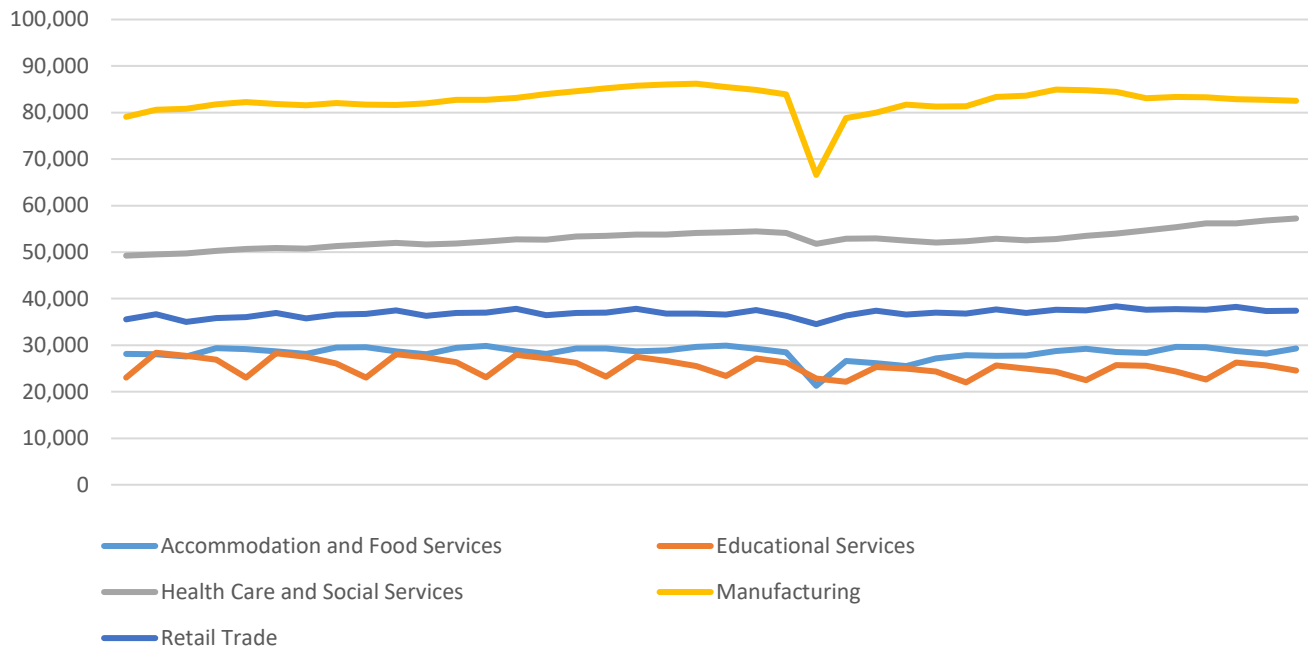
Adams, Allen, DeKalb, Grant, Huntington, LaGrange, Noble, Steuben, Wabash, Wells, and Whitley Counties

Industry	Jobs	Previous Year	Establishments	Previous Year	Average Weekly Wage	Previous Year
<b>Total</b>	<b>360,132</b>	<b>↓ -0.19%</b>	<b>17,999</b>	<b>↑ 0.75%</b>	<b>\$1,042</b>	<b>↑ 4.62%</b>
Accommodation and Food Services	29,283	↓ -1.26%	1,509	↑ 1.14%	\$402	↑ 4.42%
Admin. & Support & Waste Mgt. & Rem. Services	15,552	↓ -9.80%	991	↑ 3.23%	\$805	↑ 6.48%
Agriculture, Forestry, Fishing and Hunting	2,162	↓ -0.96%	289	↑ 1.05%	\$881	↑ 7.57%
Arts, Entertainment, and Recreation*	4,022	↑ 3.29%	240	↓ -2.83%	\$417	↑ 1.46%
Construction	18,084	↑ 3.57%	1,811	↓ -1.09%	\$1,318	↑ 6.20%
Educational Services	24,542	↑ 0.81%	391	↑ 2.36%	\$864	↑ 4.22%
Finance and Insurance	11,256	↓ -0.96%	1,158	↑ 0.96%	\$1,480	↑ 6.09%
Health Care and Social Services	57,235	↑ 3.33%	1,575	↑ 3.96%	\$1,136	↑ 3.27%
Information*	3,382	↓ -3.65%	233	↓ -3.32%	\$1,080	↑ 1.50%
Management of Companies and Enterprises*	3,090	↑ 4.99%	118	↑ 4.42%	\$1,947	↓ -14.64%
Manufacturing	82,534	↓ -0.97%	1,382	↑ 0.51%	\$1,251	↑ 3.90%
Mining*	230	↑ 15.58%	31	○ 0.00%	\$1,531	↑ 8.66%
Other Services (Except Public Administration)	11,388	↑ 0.26%	1,419	↓ -1.05%	\$699	↑ 6.07%
Professional, Scientific, and Technical Services	10,118	↓ -0.01%	1,603	↑ 1.01%	\$1,576	↑ 16.83%
Public Administration	11,615	↑ 2.33%	221	○ 0.00%	\$1,064	↑ 6.29%
Real Estate and Rental and Leasing*	3,643	↑ 3.26%	755	↑ 1.07%	\$933	↑ 1.86%
Retail Trade	37,434	↓ -0.91%	2,355	↑ 0.13%	\$696	↑ 2.35%
Transportation & Warehousing	18,385	↓ -2.07%	762	↓ -0.39%	\$1,079	↑ 5.37%
Utilities*	1,116	↑ 12.16%	58	○ 0.00%	\$1,775	↑ 4.29%
Wholesale Trade	14,555	↓ -1.64%	1,098	↑ 1.57%	\$1,312	↑ 3.55%

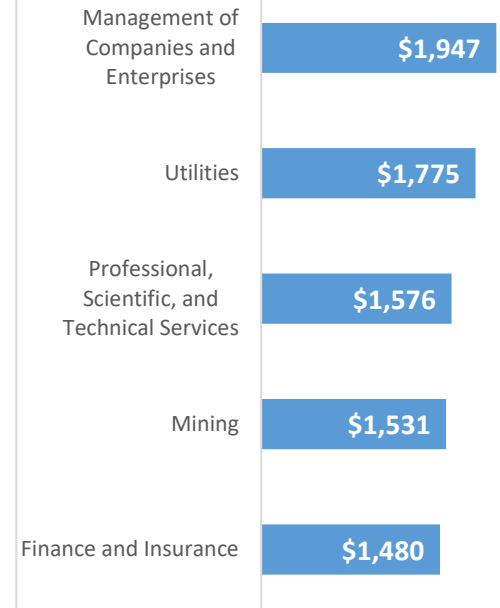
\* These industries exclude county data (jobs and wages) that are not available due to non-disclosure requirements.

D = This item is not available due to non-disclosure requirements.

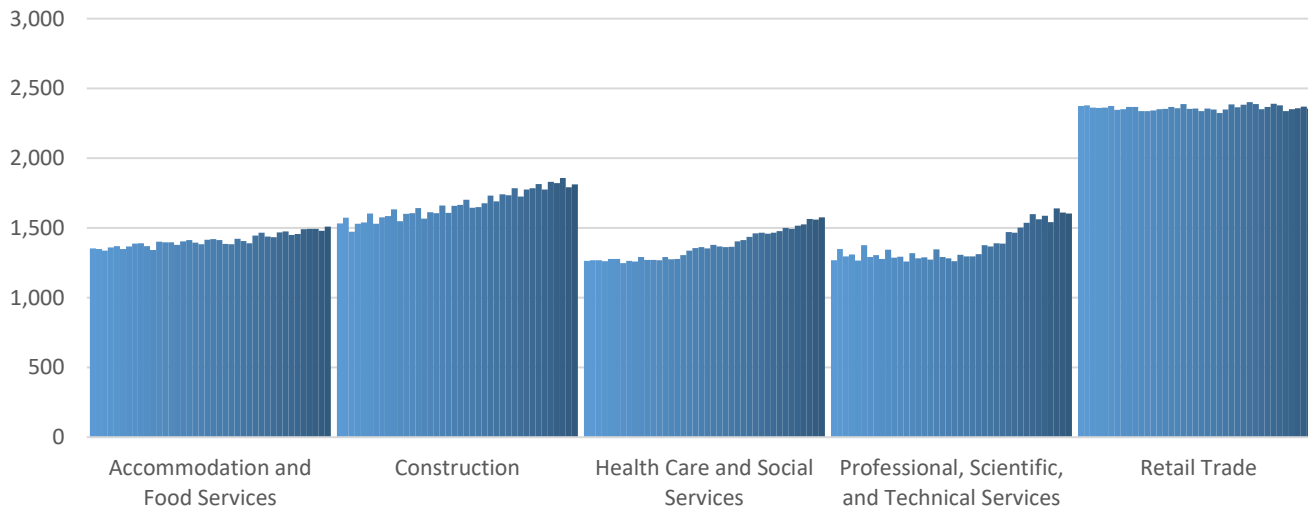
### Top 5 Largest Industries by Jobs (past 10 years)



### Top 5 Paying Industries by Average Weekly Wage



### Top 5 Largest Industries by Establishments (past 10 years)



Source:

Quarterly Census of Employment and Wages,  
Indiana Dept. of Workforce Development

For more information, contact:

**Alex Corn**

Regional Workforce Analyst

(260) 255-5098

[dcorn@dwd.in.gov](mailto:dcorn@dwd.in.gov)

