



INDUSTRY SECTOR SNAPSHOT

Quarter 3 2020

Economic Growth Region 3

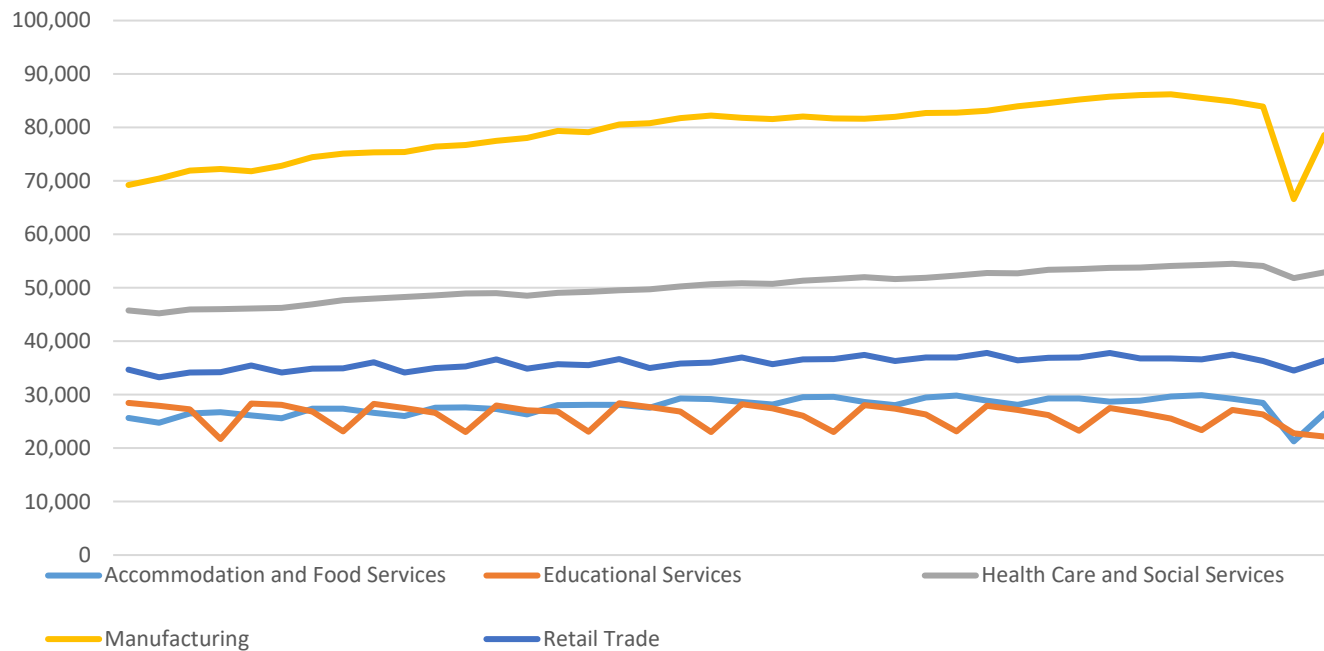
Adams, Allen, DeKalb, Grant, Huntington, LaGrange, Noble, Steuben, Wabash, Wells, and Whitley Counties

Industry	Jobs	Previous Year	Establishments	Previous Year	Average Weekly Wage	Previous Year
Total	336,201	↓ -4.66%	16,645	↑ 0.67%	\$878	↑ 5.40%
Accommodation and Food Services	26,477	↓ -11.48%	1,420	↑ 0.07%	\$318	↑ 4.61%
Admin. & Support & Waste Mgt. & Rem. Services	15,439	↓ -3.96%	834	↑ 3.35%	\$616	↑ 9.61%
Agriculture, Forestry, Fishing and Hunting*	1,961	↑ 0.82%	265	↑ 2.32%	\$708	↑ 3.36%
Arts, Entertainment, and Recreation*	3,367	↓ -19.66%	231	↓ -1.70%	\$363	↑ 6.76%
Construction	16,198	↓ -0.52%	1,676	↑ 0.60%	\$1,104	↑ 3.56%
Educational Services	22,159	↓ -5.23%	360	↑ 0.84%	\$782	↑ 4.69%
Finance and Insurance	11,593	↑ 0.32%	1,100	↑ 0.64%	\$1,282	↑ 8.00%
Health Care and Social Services	52,873	↓ -2.59%	1,366	↑ 0.89%	\$946	↑ 4.65%
Information	3,725	↓ -10.56%	201	↑ 8.06%	\$931	↑ 2.08%
Management of Companies and Enterprises*	2,741	↓ -2.52%	103	↑ 0.98%	\$1,604	↑ 3.48%
Manufacturing	78,566	↓ -8.13%	1,336	↓ -0.15%	\$1,086	↑ 5.13%
Mining*	170	↓ -2.86%	32	↑ 6.67%	\$1,311	↑ 1.55%
Other Services (Except Public Administration)	9,708	↓ -7.65%	1,384	↓ -1.49%	\$558	↑ 5.88%
Professional, Scientific, and Technical Services	8,749	↑ 2.64%	1,313	↑ 4.04%	\$1,120	↑ 5.26%
Public Administration	11,679	↑ 1.88%	310	↑ 0.65%	\$872	↑ 3.44%
Real Estate and Rental and Leasing	3,355	↓ -7.45%	688	↓ -0.72%	\$862	↑ 15.55%
Retail Trade	36,367	↓ -0.67%	2,339	↑ 0.04%	\$589	↑ 7.29%
Transportation & Warehousing	16,388	↑ 0.90%	706	↑ 1.44%	\$904	↑ 1.23%
Utilities*	1,038	↑ 10.54%	53	↓ -1.85%	\$1,540	↑ 1.18%
Wholesale Trade	13,128	↓ -4.87%	928	↓ -0.54%	\$1,100	↑ 2.52%

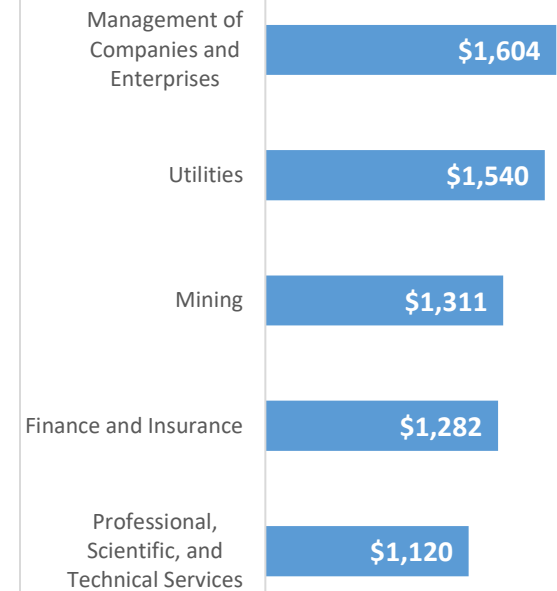
* These industries exclude county data (jobs and wages) that are not available due to non-disclosure requirements.

D = This item is not available due to non-disclosure requirements.

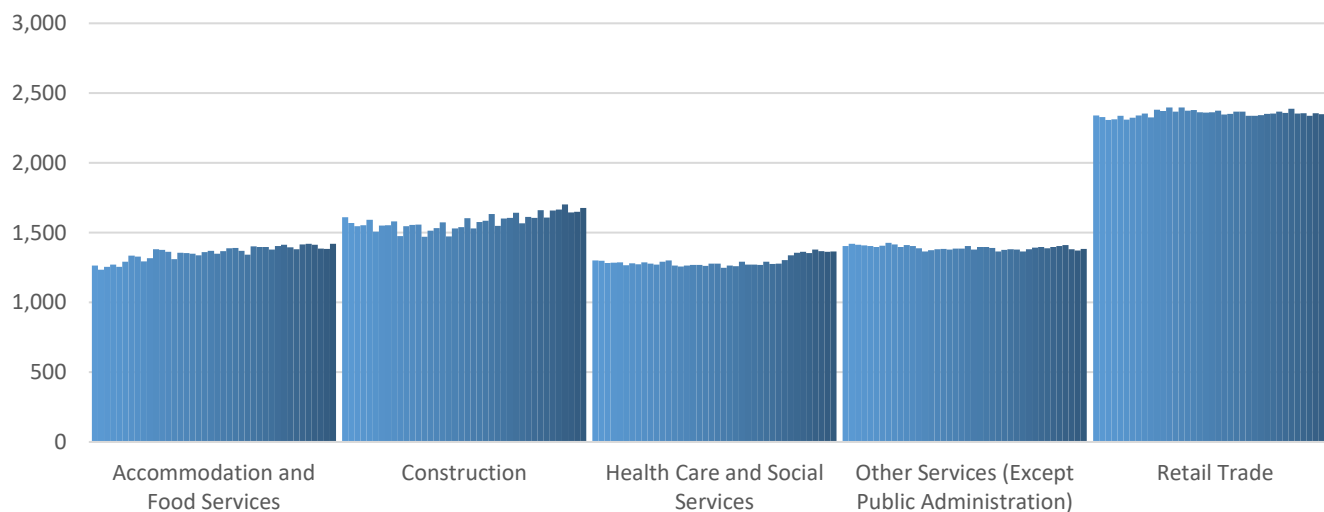
Top 5 Largest Industries by Jobs (past 10 years)



Top 5 Paying Industries by Average Weekly Wage



Top 5 Largest Industries by Establishments (past 10 years)



Source:

*Quarterly Census of Employment and Wages,
Indiana Dept. of Workforce Development*

For more information, contact:

Kent Sellers

Regional Workforce Analyst

(260) 469-4313

wsellers@dwd.in.gov



INDIANA
DEPARTMENT OF
WORKFORCE
DEVELOPMENT