



HOOSIERS BY THE NUMBERS

Your premier source for labor market information for Indiana.



INDUSTRY SECTOR SNAPSHOT

Economic Growth Region 2

Quarter 3 2025

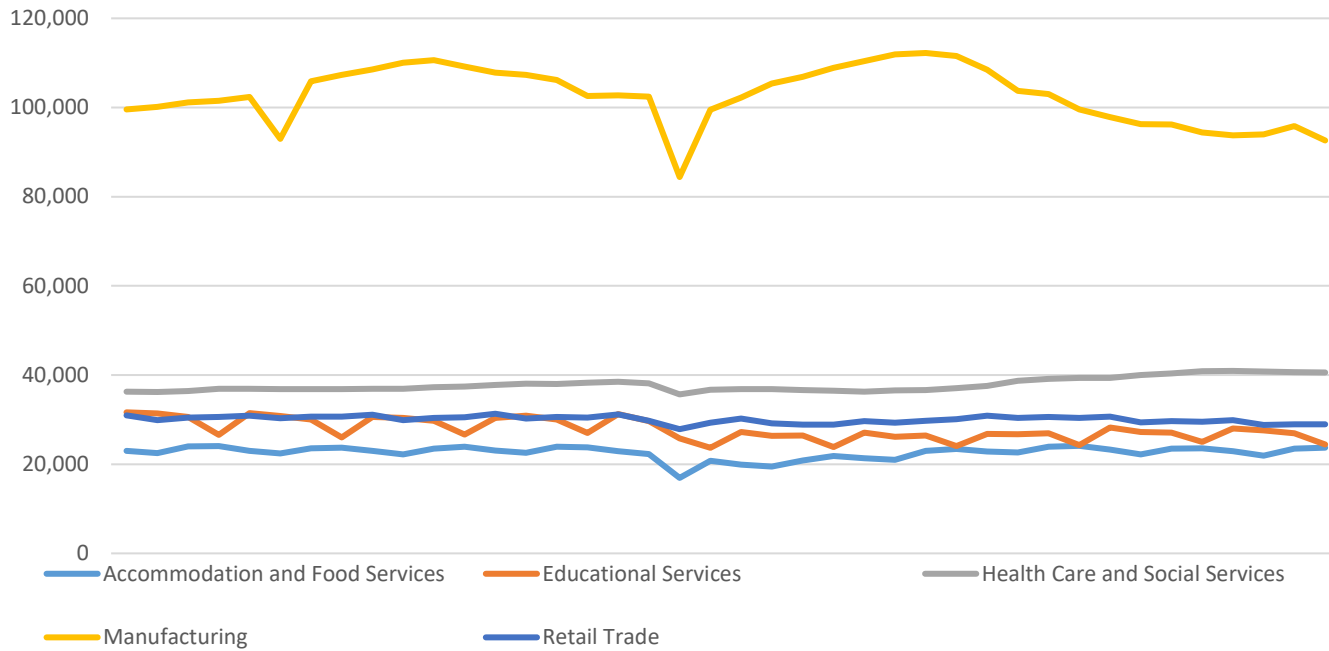
Elkhart, Fulton, Kosciusko, Marshall and St. Joseph counties

Industry	Jobs	Previous Year	Establishments	Previous Year	Average Weekly Wage	Previous Year
Total	308,742	↓ -0.47%	14,516	↑ 0.97%	\$1,175	↑ 5.38%
Accommodation and Food Services	23,721	↑ 0.70%	1,236	↑ 0.90%	\$440	↑ 3.77%
Admin. & Support & Waste Mgt. & Rem. Services	11,689	↑ 3.27%	773	↑ 0.13%	\$860	↑ 2.38%
Agriculture, Forestry, Fishing and Hunting	1,493	↓ -0.47%	175	↑ 4.17%	\$884	↑ 4.86%
Arts, Entertainment, and Recreation	3,862	↓ -2.38%	162	↓ -4.71%	\$605	↑ 1.34%
Construction	13,830	↑ 4.99%	1,308	↑ 1.16%	\$1,441	↑ 7.30%
Educational Services	24,434	↓ -2.28%	210	↑ 3.96%	\$1,273	↑ 2.99%
Finance and Insurance	6,553	↓ -0.89%	820	↑ 1.36%	\$1,552	↑ 5.15%
Health Care and Social Services	40,606	↓ -0.60%	1,346	↑ 2.75%	\$1,197	↑ 2.13%
Information	3,367	↑ 22.13%	200	↓ -12.28%	\$1,382	↑ 20.28%
Management of Companies and Enterprises*	3,852	↑ 0.29%	102	↑ 4.08%	\$3,096	↑ 3.51%
Manufacturing	92,594	↓ -1.89%	1,520	↑ 1.74%	\$1,338	↑ 8.96%
Mining*	D	D	10	↑ 42.86%	D	D
Other Services (Except Public Administration)	9,111	↑ 3.01%	1,141	↑ 2.42%	\$952	↑ 4.39%
Professional, Scientific, and Technical Services	8,319	↑ 0.67%	1,284	↑ 3.13%	\$1,451	↑ 3.05%
Public Administration	9,513	↑ 1.49%	150	↓ -1.96%	\$1,178	↑ 4.80%
Real Estate and Rental and Leasing	3,450	↑ 2.53%	538	↑ 4.06%	\$1,070	↑ 3.18%
Retail Trade	28,942	↓ -2.05%	1,928	↓ -0.92%	\$699	↑ 4.48%
Transportation & Warehousing	7,725	↓ -3.10%	500	↓ -4.03%	\$1,185	↑ 2.69%
Utilities*	143	↑ 2.14%	33	↓ -2.94%	\$2,188	↓ -4.54%
Wholesale Trade	14,918	↓ -1.35%	1,080	↑ 0.84%	\$1,467	↑ 2.30%

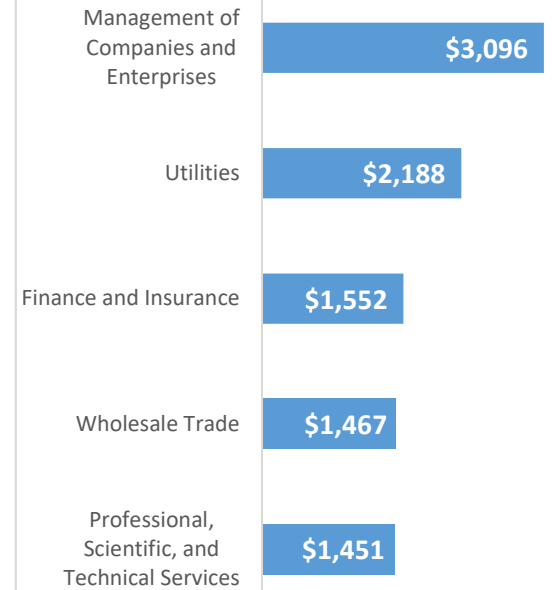
* These industries exclude county data (jobs and wages) that are not available due to non-disclosure requirements.

D = This item is not available due to non-disclosure requirements.
Indiana Department of Workforce Development

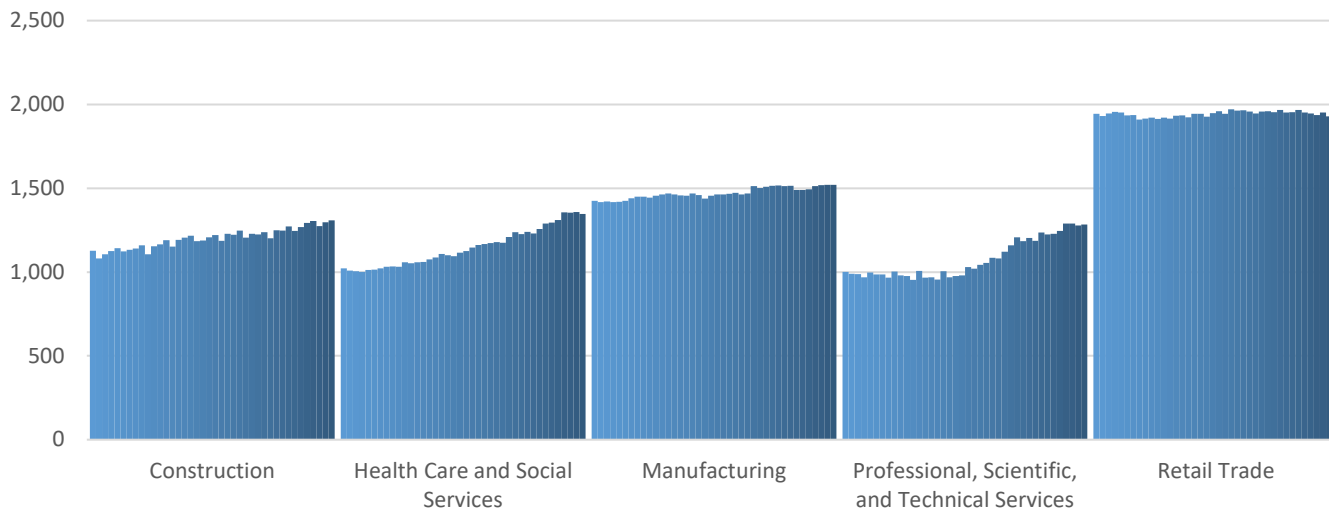
Top 5 Largest Industries by Jobs (past 10 years)



Top 5 Paying Industries by Average Weekly Wage



Top 5 Largest Industries by Establishments (past 10 years)



Source:

Quarterly Census of Employment and Wages,
Indiana Dept. of Workforce Development

For more information, contact:

Kathy Jaworski
Regional Workforce Analyst
kjaworski@dwd.in.gov

