



HOOSIERS BY THE NUMBERS

Your premier source for labor market information for Indiana.



INDUSTRY SECTOR SNAPSHOT

Economic Growth Region 2

Quarter 2 2024

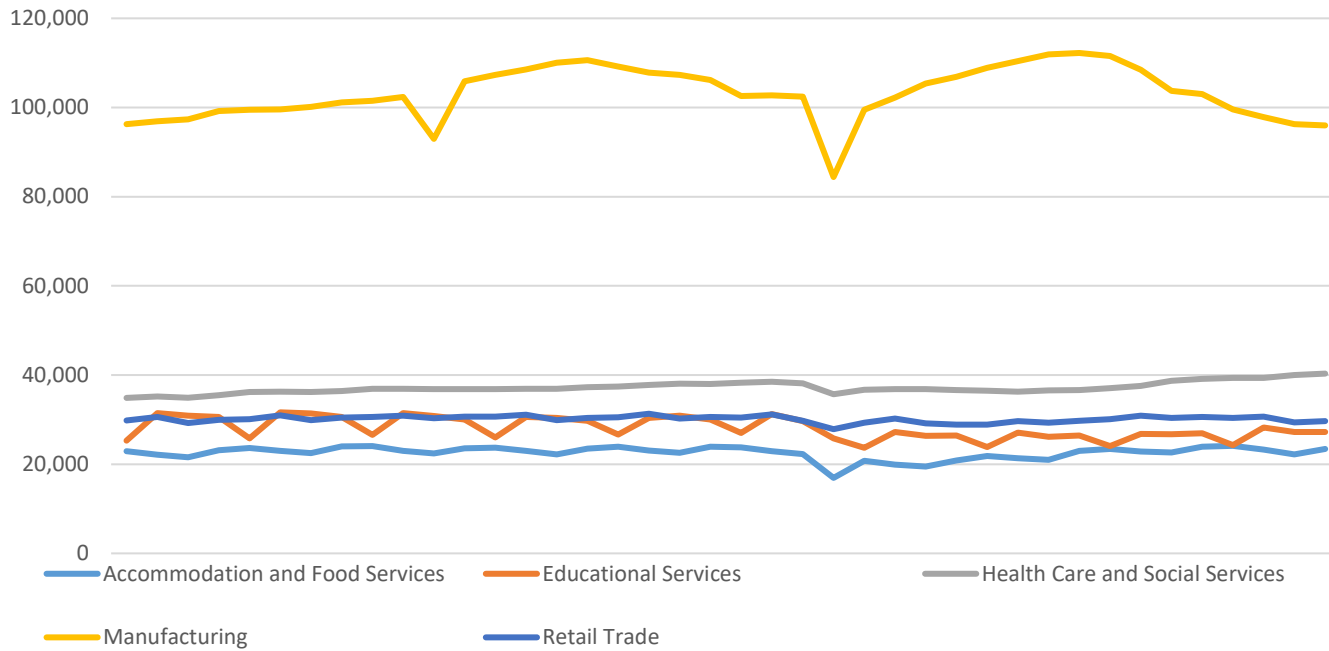
Elkhart, Fulton, Kosciusko, Marshall and St. Joseph counties

Industry	Jobs	Previous Year	Establishments	Previous Year	Average Weekly Wage	Previous Year
Total	312,291	↓ -2.29%	14,245	↑ 0.45%	\$1,111	↑ 4.91%
Accommodation and Food Services	23,432	↓ -2.07%	1,218	↓ -2.09%	\$413	↑ 3.77%
Admin. & Support & Waste Mgt. & Rem. Services	11,393	↓ -5.03%	772	↑ 1.98%	\$806	↑ 3.47%
Agriculture, Forestry, Fishing and Hunting	1,440	↑ 15.94%	171	↑ 3.01%	\$864	↑ 1.65%
Arts, Entertainment, and Recreation*	3,784	↑ 2.71%	165	○ 0.00%	\$529	↓ -0.75%
Construction	12,788	↑ 0.05%	1,260	↑ 0.88%	\$1,287	↑ 2.22%
Educational Services	27,196	↑ 0.98%	204	↑ 4.08%	\$1,161	↑ 4.69%
Finance and Insurance	6,562	↑ 0.97%	816	↑ 2.00%	\$1,560	↑ 7.22%
Health Care and Social Services	40,320	↑ 2.98%	1,293	↑ 4.36%	\$1,096	↑ 1.29%
Information	2,724	↑ 0.04%	220	↓ -2.22%	\$1,155	↑ 5.58%
Management of Companies and Enterprises*	3,776	↓ -7.97%	96	↑ 4.35%	\$3,372	↑ 14.89%
Manufacturing	96,015	↓ -6.80%	1,483	↓ -2.24%	\$1,275	↑ 8.79%
Mining*	D	D	7	○ 0.00%	D	D
Other Services (Except Public Administration)	8,815	↑ 3.24%	1,103	↓ -1.34%	\$905	↑ 3.19%
Professional, Scientific, and Technical Services	8,164	↓ -0.20%	1,224	↑ 1.66%	\$1,450	↓ -5.91%
Public Administration	9,229	↑ 3.98%	152	↓ -0.65%	\$1,044	↑ 3.78%
Real Estate and Rental and Leasing	3,341	↑ 8.47%	515	↑ 3.41%	\$1,049	↑ 2.94%
Retail Trade	29,633	↓ -3.16%	1,949	↓ -0.97%	\$669	↑ 2.45%
Transportation & Warehousing	7,930	↓ -2.83%	518	↑ 2.17%	\$1,136	↑ 4.12%
Utilities*	140	↓ -56.39%	33	↑ 13.79%	\$1,985	↑ 0.46%
Wholesale Trade	15,000	↓ -1.64%	1,046	↓ -0.10%	\$1,400	↑ 3.24%

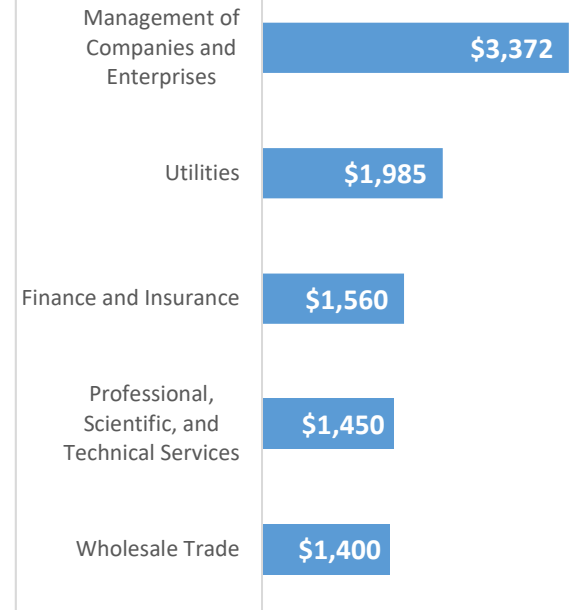
* These industries exclude county data (jobs and wages) that are not available due to non-disclosure requirements.

D = This item is not available due to non-disclosure requirements.
Indiana Department of Workforce Development

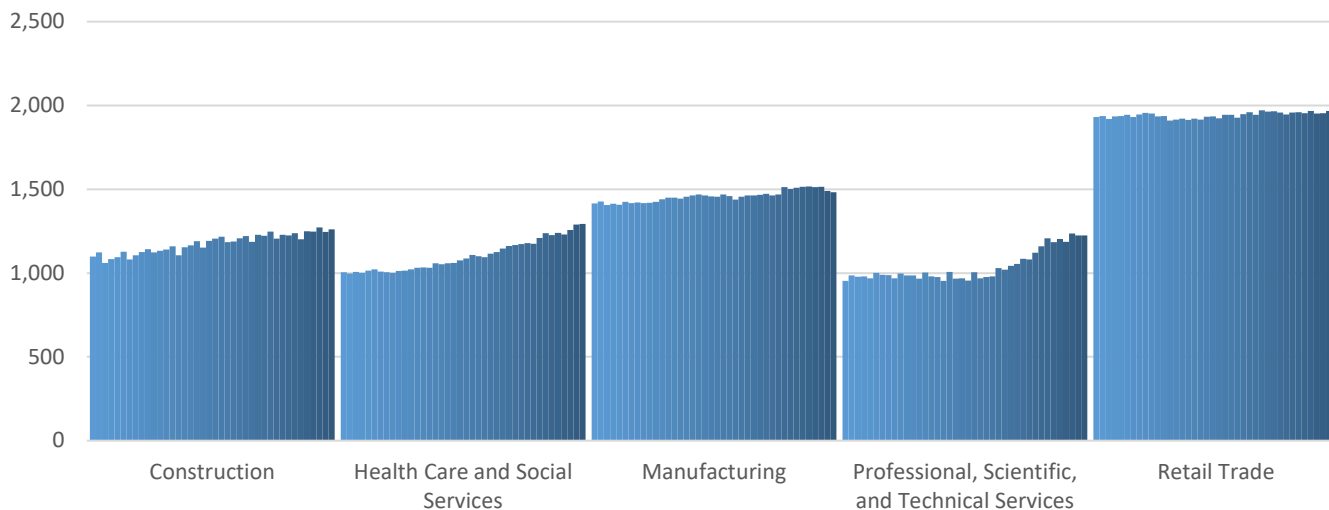
Top 5 Largest Industries by Jobs (past 10 years)



Top 5 Paying Industries by Average Weekly Wage



Top 5 Largest Industries by Establishments (past 10 years)



Source:

Quarterly Census of Employment and Wages, Indiana Dept. of Workforce Development

For more information, contact:

Kathy Jaworski
 Regional Workforce Analyst
 (219) 841-6347
kjaworski@dwd.in.gov

