

INDUSTRY SECTOR SNAPSHOT

Economic Growth Region 2

Quarter 3 2023

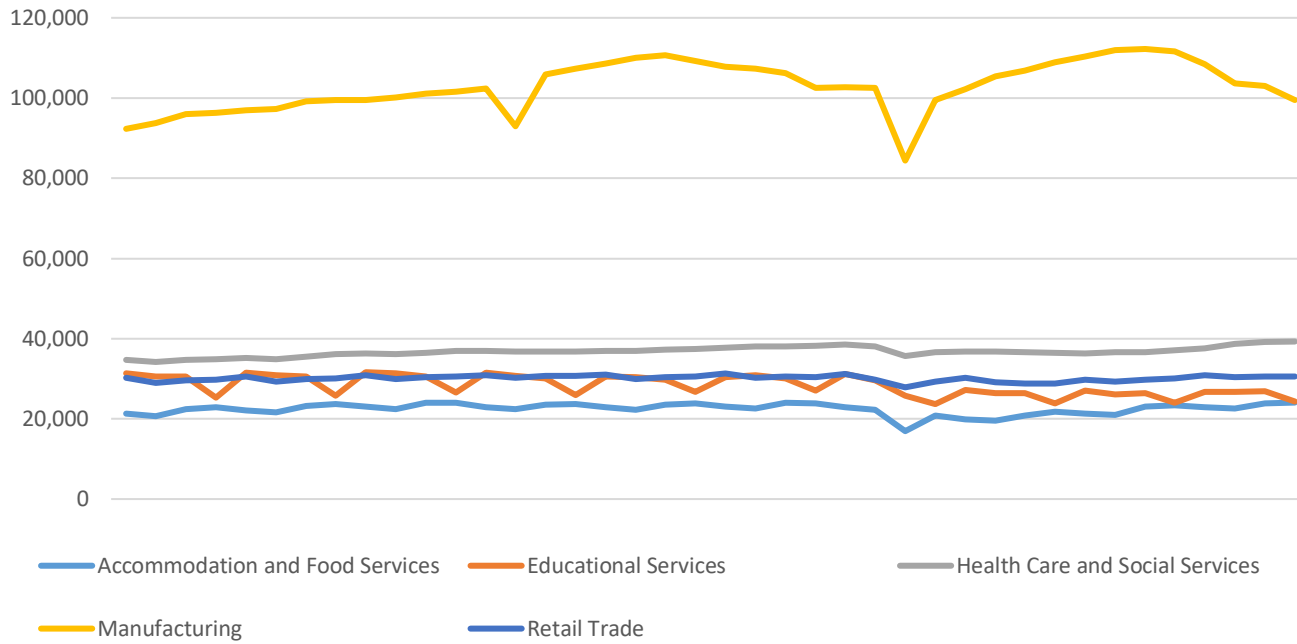
Elkhart, Fulton, Kosciusko, Marshall and St. Joseph counties

Industry	Jobs	Previous Year	Establishments	Previous Year	Average Weekly Wage	Previous Year
Total	313,497	↓ -2.87%	14,073	↑ 0.44%	\$1,077	↓ -3.58%
Accommodation and Food Services	24,061	↑ 2.68%	1,239	↑ 0.32%	\$411	↓ -0.24%
Admin. & Support & Waste Mgt. & Rem. Services	11,710	↓ -4.86%	759	↑ 2.29%	\$789	↑ 2.07%
Agriculture, Forestry, Fishing and Hunting*	1,258	↑ 12.62%	163	↑ 2.52%	\$845	↓ -8.75%
Arts, Entertainment, and Recreation*	3,899	↑ 19.71%	164	↓ -2.38%	\$566	↑ 7.60%
Construction	13,078	↑ 1.22%	1,245	↑ 1.72%	\$1,271	↓ -1.24%
Educational Services	24,262	↑ 0.93%	210	↑ 11.11%	\$1,230	↑ 0.99%
Finance and Insurance	6,511	↑ 0.25%	802	↓ -2.43%	\$1,381	↓ -4.03%
Health Care and Social Services	39,278	↑ 6.02%	1,228	↑ 1.57%	\$1,166	↓ -2.43%
Information	2,729	↑ 3.29%	222	↑ 21.31%	\$1,081	↓ -3.22%
Management of Companies and Enterprises*	3,888	↓ -25.14%	92	○ 0.00%	\$2,838	↑ 5.23%
Manufacturing	99,483	↓ -10.83%	1,508	↑ 0.40%	\$1,167	↓ -5.12%
Mining*	D	D	7	↓ -12.50%	D	D
Other Services (Except Public Administration)	8,431	↓ -1.69%	1,098	↓ -1.17%	\$890	↓ -0.45%
Professional, Scientific, and Technical Services	8,103	↑ 3.86%	1,178	↑ 1.64%	\$1,468	↑ 7.47%
Public Administration	9,052	↑ 1.75%	151	↓ -17.03%	\$1,078	↑ 4.26%
Real Estate and Rental and Leasing	3,137	↑ 4.22%	492	↑ 0.41%	\$1,021	↓ -3.77%
Retail Trade	30,531	↑ 1.52%	1,945	↓ -0.61%	\$658	↓ -4.22%
Transportation & Warehousing	8,053	↓ -1.71%	499	↓ -2.54%	\$1,134	↓ -5.34%
Utilities*	337	↓ -24.94%	29	↑ 7.41%	\$2,015	↓ -7.82%
Wholesale Trade	15,114	↓ -1.53%	1,042	↑ 0.29%	\$1,381	↓ -4.30%

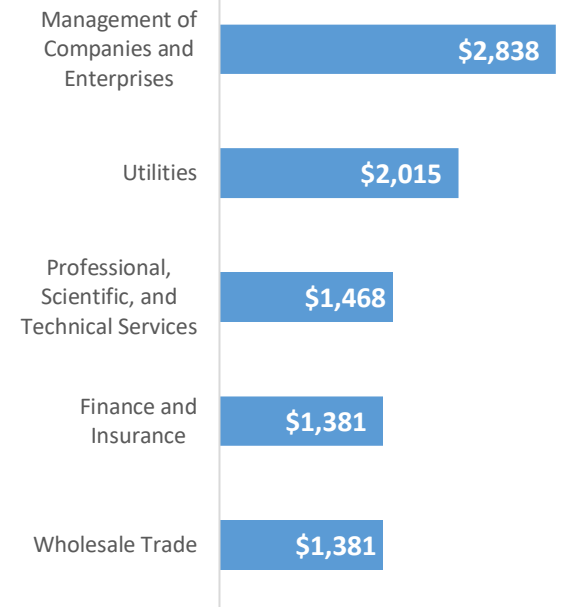
* These industries exclude county data (jobs and wages) that are not available due to non-disclosure requirements.

D = This item is not available due to non-disclosure requirements.

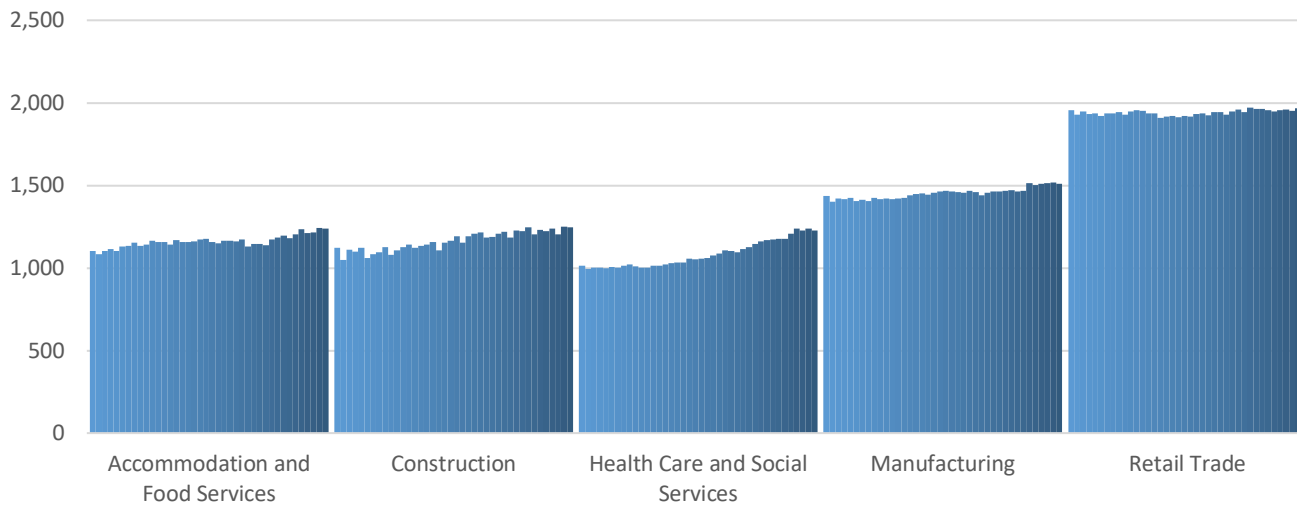
Top 5 Largest Industries by Jobs (past 10 years)



Top 5 Paying Industries by Average Weekly Wage



Top 5 Largest Industries by Establishments (past 10 years)



Source:

Quarterly Census of Employment and Wages, Indiana Dept. of Workforce Development

For more information, contact:

Kathy Jaworski

Regional Workforce Analyst

(219) 841-6347

kjaworski@dwd.in.gov

