

Economic Growth Region 2

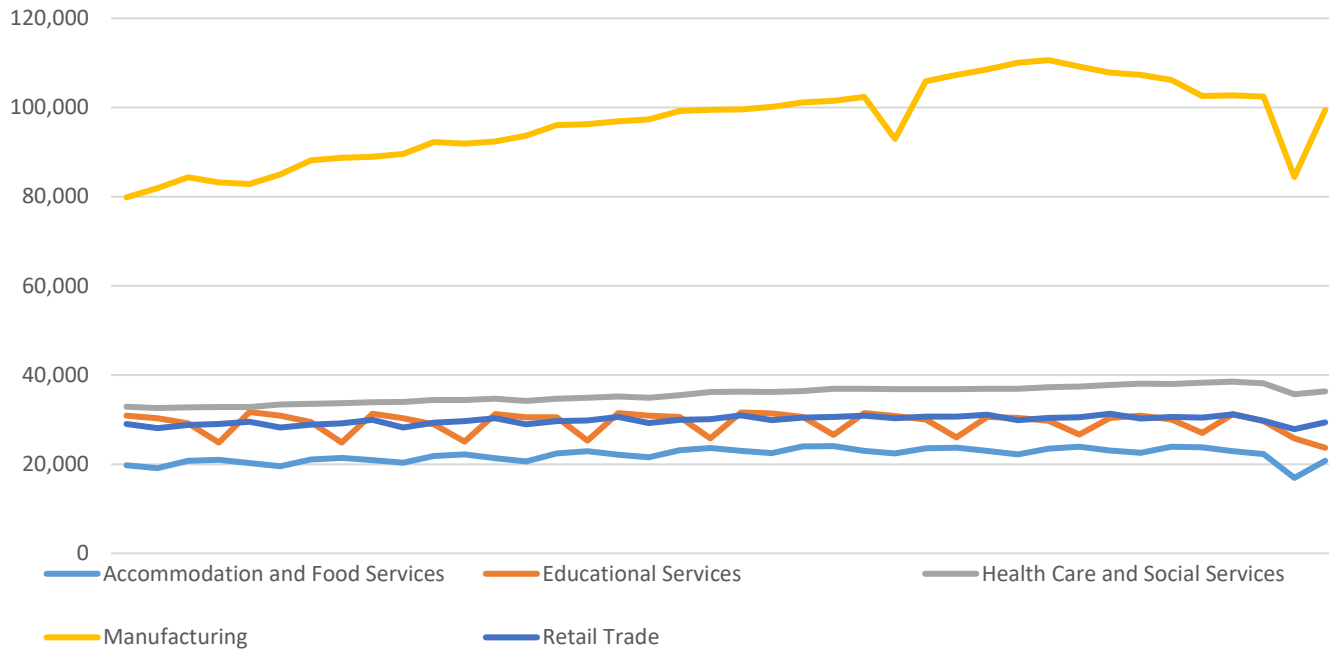
Elkhart, Fulton, Kosciusko, Marshall and St. Joseph counties

Industry	Jobs	Previous Year	Establishments	Previous Year	Average Weekly Wage	Previous Year
Total	300,522	↓ -5.56%	13,236	↑ 0.33%	\$948	↑ 7.36%
Accommodation and Food Services	20,761	↓ -12.71%	1,148	↓ -1.37%	\$337	↑ 5.64%
Admin. & Support & Waste Mgt. & Rem. Services	10,825	↓ -16.65%	658	↓ -0.60%	\$642	↑ 16.73%
Agriculture, Forestry, Fishing and Hunting*	1,154	↓ -4.47%	145	○ 0.00%	\$768	↑ 6.22%
Arts, Entertainment, and Recreation*	2,561	↓ -23.46%	168	↓ -2.33%	\$431	↑ 11.66%
Construction	11,790	↓ -5.66%	1,206	○ 0.00%	\$1,129	↑ 4.44%
Educational Services	23,683	↓ -12.36%	166	↑ 1.22%	\$983	↑ 5.59%
Finance and Insurance	6,462	↓ -3.61%	774	↑ 3.20%	\$1,326	↑ 7.37%
Health Care and Social Services	36,361	↓ -4.95%	1,108	↑ 1.93%	\$900	↑ 6.38%
Information	2,394	↓ -14.99%	162	↑ 7.28%	\$937	↑ 11.02%
Management of Companies and Enterprises*	5,690	↑ 2.73%	95	↑ 3.26%	\$2,417	↑ 34.73%
Manufacturing	99,432	↓ -3.06%	1,452	↓ -0.27%	\$1,078	↑ 4.46%
Mining*	D	D	8	○ 0.00%	D	D
Other Services (Except Public Administration)	7,543	↓ -9.82%	1,104	↓ -3.16%	\$771	↑ 6.64%
Professional, Scientific, and Technical Services	7,377	↓ -3.34%	981	↑ 2.62%	\$1,128	↓ -5.53%
Public Administration	9,039	↑ 2.88%	187	↓ -1.58%	\$880	↑ 2.56%
Real Estate and Rental and Leasing*	3,098	↓ -1.74%	472	↑ 1.07%	\$857	↑ 5.93%
Retail Trade	29,410	↓ -3.44%	1,945	↑ 1.14%	\$581	↑ 7.00%
Transportation & Warehousing	8,085	↑ 1.13%	480	↓ -0.41%	\$976	↑ 3.28%
Utilities*	282	↑ 1.44%	25	○ 0.00%	\$1,713	↑ 0.53%
Wholesale Trade	13,987	↓ -1.60%	952	○ 0.00%	\$1,206	↑ 7.10%

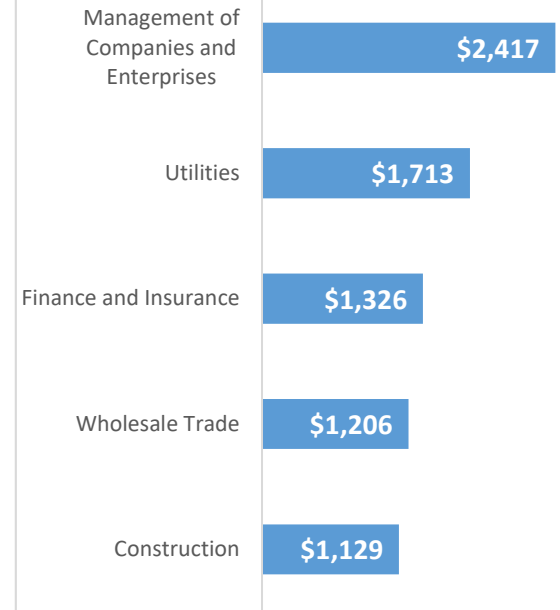
* These industries exclude county data (jobs and wages) that are not available due to non-disclosure requirements.

D = This item is not available due to non-disclosure requirements.

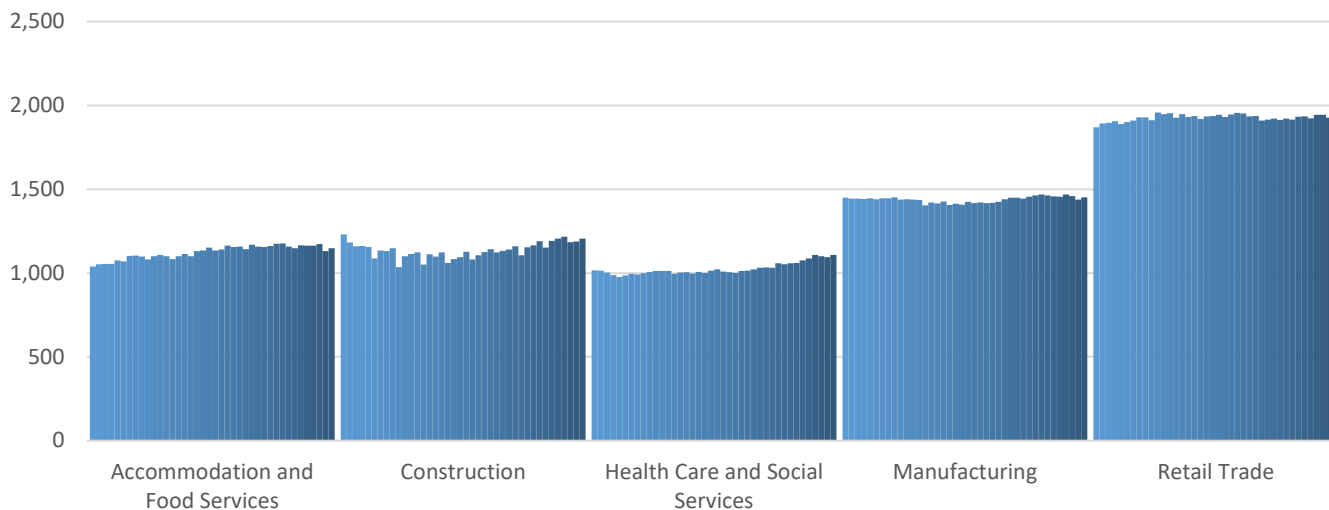
Top 5 Largest Industries by Jobs (past 10 years)



Top 5 Paying Industries by Average Weekly Wage



Top 5 Largest Industries by Establishments (past 10 years)



Source:

Quarterly Census of Employment and Wages,
Indiana Dept. of Workforce Development

For more information, contact:

Kathy Jaworski
Regional Workforce Analyst
(219) 841-6347
kjaworski@dwd.in.gov



INDIANA
DEPARTMENT OF
WORKFORCE
DEVELOPMENT