



HOOSIERS BY THE NUMBERS

Your premier source for labor market information for Indiana.



INDUSTRY SECTOR SNAPSHOT

Economic Growth Region 11

Quarter 2 2025

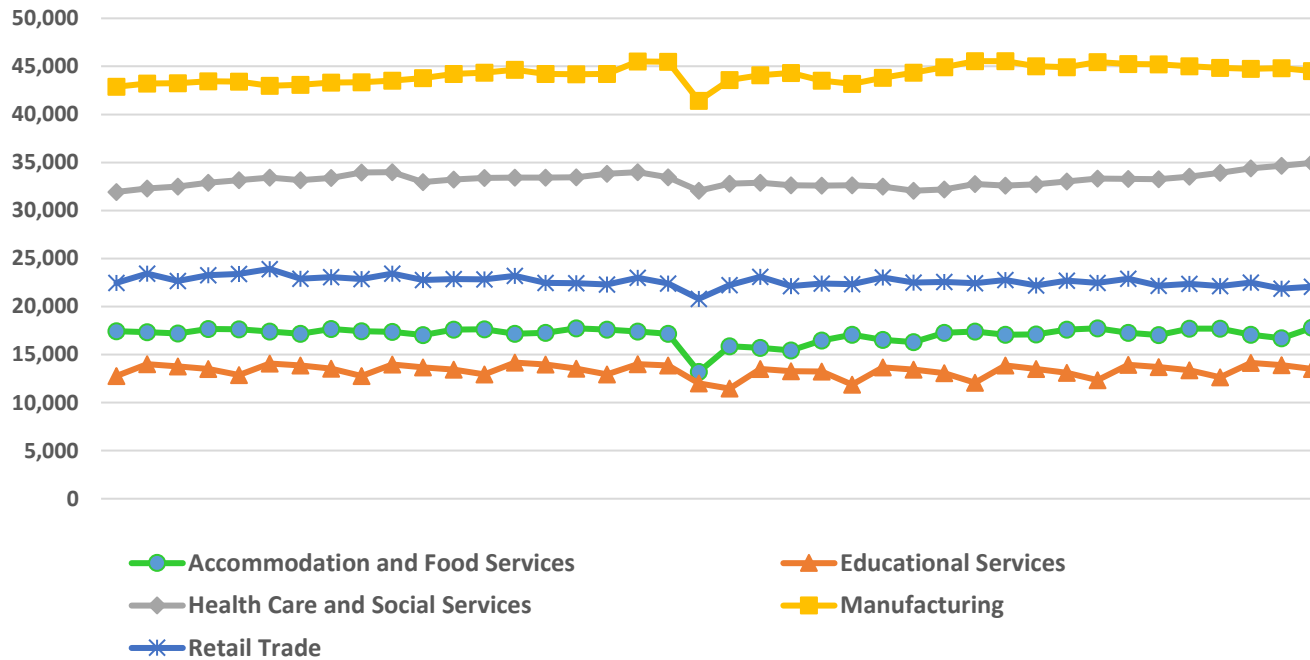
Dubois, Gibson, Knox, Perry, Pike, Posey, Spencer, Vanderburgh and Warrick Counties

Industry	Jobs	Previous Year	Establishments	Previous Year	Average Weekly Wage	Previous Year
Total	218,490	↑ 0.27%	10,468	↑ 0.01%	\$1,131	↑ 4.63%
Accommodation and Food Services	17,792	↑ 0.48%	915	↑ 1.89%	\$411	↑ 4.05%
Admin. & Support & Waste Mgt. & Rem. Services	8,598	↓ -5.20%	548	↑ 1.67%	\$836	↑ 9.42%
Agriculture, Forestry, Fishing and Hunting	1,505	↑ 1.55%	249	○ 0.00%	\$934	↑ 1.85%
Arts, Entertainment, and Recreation*	3,059	↑ 4.51%	141	↑ 2.92%	\$560	↑ 20.43%
Construction	12,561	↑ 4.53%	959	↓ -1.94%	\$1,444	↑ 10.06%
Educational Services*	13,490	↑ 0.94%	177	↓ -1.67%	\$825	↑ 3.77%
Finance and Insurance	4,840	↑ 0.23%	671	↑ 1.51%	\$1,543	↑ 3.07%
Health Care and Social Services	34,959	↑ 4.31%	1,166	↑ 2.28%	\$1,229	↑ 3.45%
Information*	2,613	↑ 0.81%	145	↑ 4.32%	\$993	↓ -9.56%
Management of Companies and Enterprises*	3,911	↓ -3.24%	76	↓ -2.56%	\$2,318	↑ 31.11%
Manufacturing	44,528	↓ -1.07%	531	↑ 0.95%	\$1,500	↑ 2.95%
Mining*	1,291	↑ 88.74%	49	↓ -7.55%	\$1,738	↓ -12.93%
Other Services (Except Public Administration)	6,562	↑ 0.92%	798	↓ -2.09%	\$749	↑ 2.60%
Professional, Scientific, and Technical Services	7,200	↑ 0.71%	942	↑ 0.64%	\$1,438	↑ 4.81%
Public Administration	7,774	↑ 0.23%	197	↓ -1.01%	\$1,055	↑ 5.18%
Real Estate and Rental and Leasing	2,108	↓ -4.83%	385	↓ -2.04%	\$992	↑ 6.78%
Retail Trade	22,070	↓ -1.32%	1,442	↓ -1.23%	\$670	↑ 3.24%
Transportation & Warehousing	9,398	↓ -2.79%	399	↓ -4.77%	\$1,109	↑ 2.78%
Utilities*	1,032	↑ 0.88%	65	↑ 1.56%	\$2,270	↑ 6.77%
Wholesale Trade	8,398	↑ 3.06%	613	↑ 1.66%	\$1,379	↑ 0.51%

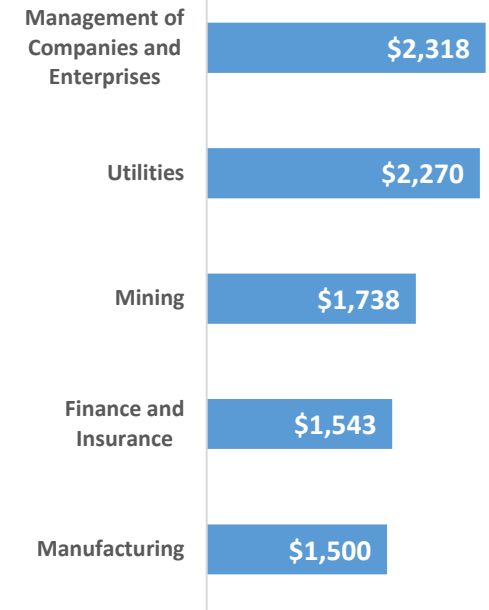
* These industries exclude county data (jobs and wages) that are not available due to non-disclosure requirements.

D = This item is not available due to non-disclosure requirements.
Indiana Department of Workforce Development

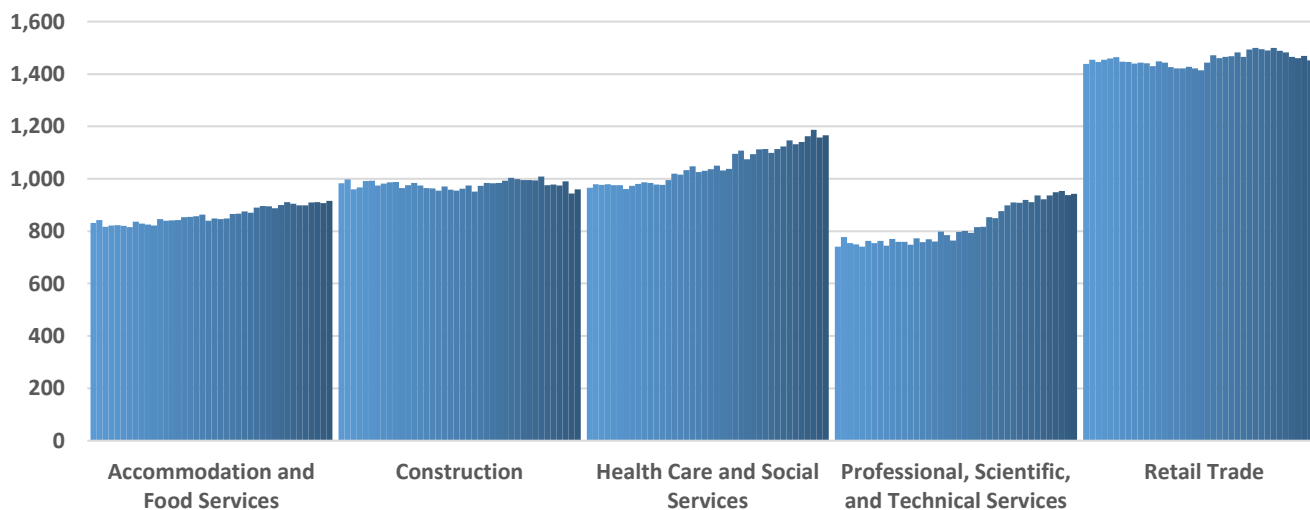
Top 5 Largest Industries by Jobs (past 10 years)



Top 5 Paying Industries by Average Weekly Wage



Top 5 Largest Industries by Establishments (past 10 years)



Source:

*Quarterly Census of Employment and Wages,
Indiana Dept. of Workforce Development*

For more information, contact:

Kim Stevenson
Regional Labor Analyst Manager
kstevenson@dwd.in.gov

