

INDUSTRY SECTOR SNAPSHOT

Quarter 3 2020

Economic Growth Region 11

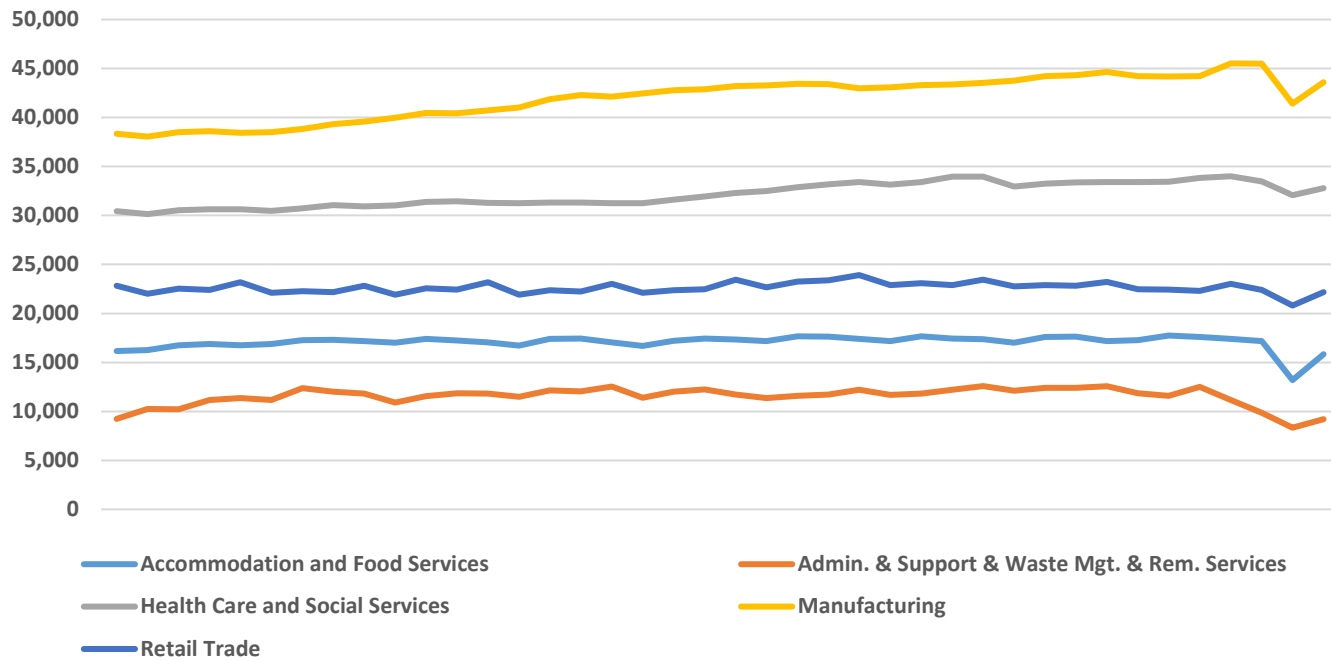
Dubois, Gibson, Knox, Perry, Pike, Posey, Spencer, Vanderburgh and Warrick Counties

Industry	Jobs	Previous Year	Establishments	Previous Year	Average Weekly Wage	Previous Year
Total	206,550	↓ -5.21%	9,964	↓ -0.15%	\$921	↑ 5.02%
Accommodation and Food Services	15,828	↓ -10.03%	851	↓ -0.47%	\$323	↑ 6.60%
Admin. & Support & Waste Mgt. & Rem. Services	9,197	↓ -26.41%	520	↑ 0.19%	\$646	↑ 7.31%
Agriculture, Forestry, Fishing and Hunting	1,505	↓ -3.22%	228	↓ -4.60%	\$756	↑ 5.59%
Arts, Entertainment, and Recreation*	2,012	↓ -26.03%	122	↓ -0.81%	\$438	↑ 10.61%
Construction*	11,332	↓ -2.83%	963	↑ 0.84%	\$1,146	↑ 7.40%
Educational Services*	11,460	↓ -11.33%	164	↓ -2.96%	\$746	↑ 4.92%
Finance and Insurance	4,407	↓ -2.31%	596	↑ 1.36%	\$1,204	↑ 8.37%
Health Care and Social Services	32,789	↓ -3.05%	1,038	↑ 0.48%	\$1,023	↑ 5.46%
Information*	2,032	↓ -8.26%	126	↓ -2.33%	\$908	↑ 11.27%
Management of Companies and Enterprises*	4,057	↓ -4.74%	86	↑ 2.38%	\$1,945	↓ -5.86%
Manufacturing	43,610	↓ -1.35%	517	↓ -2.27%	\$1,121	↑ 3.13%
Mining*	1,481	↓ -26.39%	53	↓ -13.11%	\$1,397	↓ -6.80%
Other Services (Except Public Administration)	5,620	↓ -8.59%	782	↓ -2.49%	\$651	↑ 4.49%
Professional, Scientific, and Technical Services	6,728	↑ 6.49%	797	↑ 4.87%	\$1,108	↑ 0.64%
Public Administration	7,689	↑ 1.68%	252	↓ -0.79%	\$847	↓ -5.04%
Real Estate and Rental and Leasing*	1,933	↓ -10.30%	360	↓ -1.10%	\$785	↑ 10.25%
Retail Trade	22,178	↓ -0.60%	1,439	↑ 1.27%	\$563	↑ 5.83%
Transportation & Warehousing	9,001	↓ -4.81%	419	↓ -1.18%	\$945	↑ 6.90%
Utilities*	1,869	↓ -1.84%	64	↓ -3.03%	\$1,791	↑ 2.05%
Wholesale Trade	7,562	↓ -4.69%	586	↓ -2.66%	\$1,132	↑ 5.01%

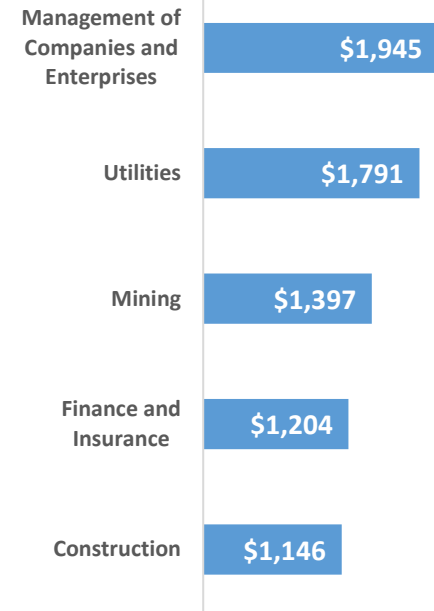
* These industries exclude county data (jobs and wages) that are not available due to non-disclosure requirements.

D = This item is not available due to non-disclosure requirements.

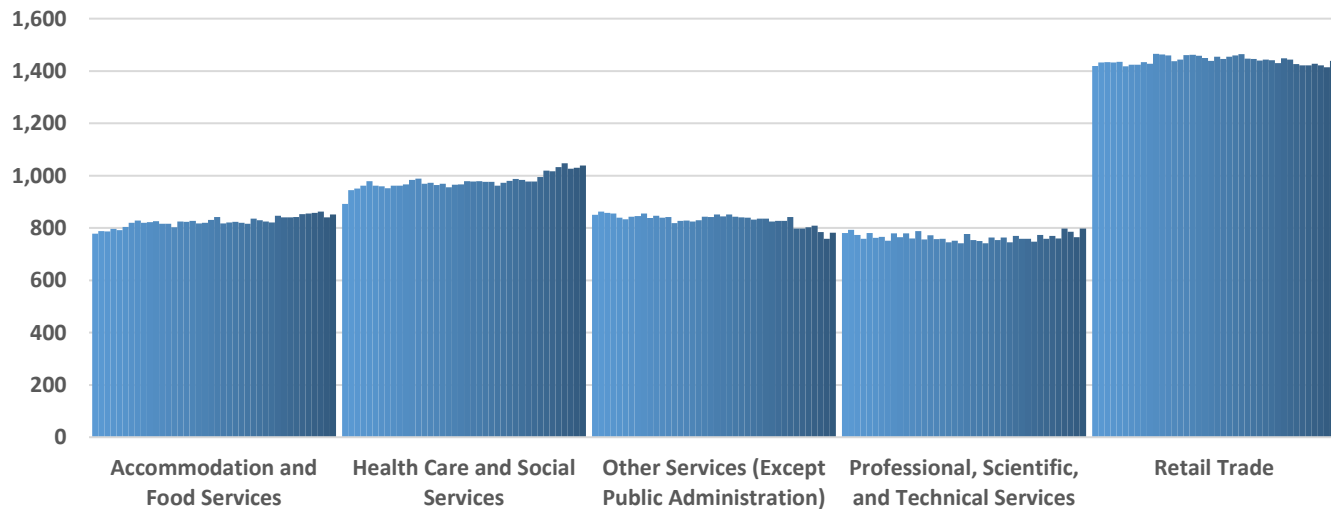
Top 5 Largest Industries by Jobs (past 10 years)



Top 5 Paying Industries by Average Weekly Wage



Top 5 Largest Industries by Establishments (past 10 years)



Source:

Quarterly Census of Employment and Wages, Indiana Dept. of Workforce Development

For more information, contact:

Kim Stevenson

Regional Workforce Analyst

(812) 242-6427

kstevenson@dwd.in.gov



INDIANA
DEPARTMENT OF
WORKFORCE
DEVELOPMENT