

INDUSTRY SECTOR SNAPSHOT

Economic Growth Region 10

Quarter 3 2025

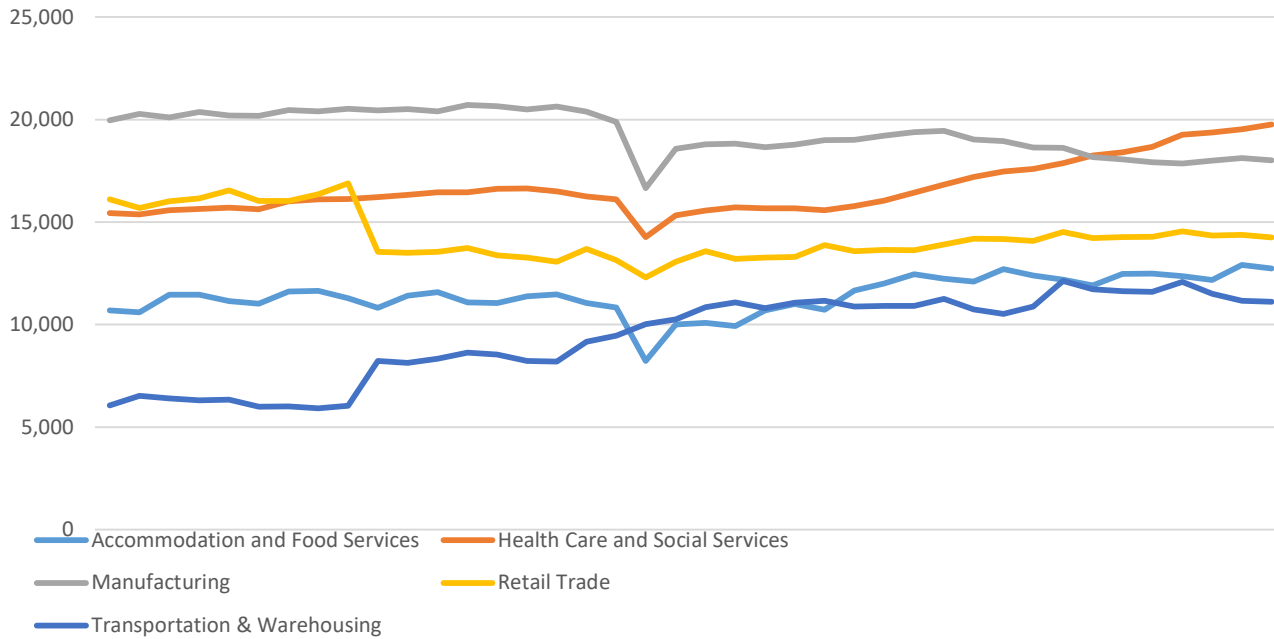
Clark, Crawford, Floyd, Harrison, Scott, and Washington Counties

Industry	Jobs	Previous Year	Establishments	Previous Year	Average Weekly Wage	Previous Year
Total	118,689	↑ 0.97%	6,507	↑ 1.23%	\$1,041	↓ -4.32%
Accommodation and Food Services	12,734	↑ 1.95%	564	↑ 1.26%	\$478	↑ 4.14%
Admin. & Support & Waste Mgt. & Rem. Services*	4,967	↑ 9.05%	364	↑ 1.68%	\$854	↑ 0.47%
Agriculture, Forestry, Fishing and Hunting*	130	↑ 4.84%	50	↑ 11.11%	\$834	↑ 8.59%
Arts, Entertainment, and Recreation*	1,309	↑ 5.06%	79	↑ 5.33%	\$435	↑ 0.69%
Construction	6,682	↑ 3.55%	650	↑ 2.69%	\$1,315	↑ 7.43%
Educational Services*	7,175	↑ 0.63%	115	↑ 6.48%	\$953	↑ 0.74%
Finance and Insurance	3,583	↓ -3.42%	425	↑ 1.67%	\$1,553	↑ 4.65%
Health Care and Social Services	19,767	↑ 5.89%	743	↑ 3.92%	\$1,138	↑ 2.52%
Information*	637	↑ 3.24%	93	↑ 9.41%	\$1,082	↑ 11.66%
Management of Companies and Enterprises*	466	↓ -14.81%	40	↑ 5.26%	\$1,467	↓ -11.47%
Manufacturing*	18,022	↑ 0.57%	381	↑ 0.26%	\$1,293	↑ 6.60%
Mining*	201	↓ -9.87%	15	↓ -11.76%	\$1,402	↑ 7.68%
Other Services (Except Public Administration)*	2,819	↓ -3.26%	436	↑ 6.08%	\$835	↑ 7.05%
Professional, Scientific, and Technical Services*	3,541	↓ -5.17%	667	↑ 0.45%	\$1,434	↑ 4.52%
Public Administration	4,889	↓ -3.15%	103	↓ -4.63%	\$1,045	↑ 4.81%
Real Estate and Rental and Leasing*	1,137	↓ -1.22%	294	↓ -1.01%	\$1,062	↓ -16.18%
Retail Trade	14,262	↓ -0.15%	805	↓ -1.11%	\$732	↓ -48.85%
Transportation & Warehousing	11,120	↓ -4.06%	281	↓ -2.09%	\$1,137	↑ 6.46%
Utilities*	534	↑ 3.69%	37	↓ -2.63%	\$1,798	↑ 8.31%
Wholesale Trade*	3,711	↑ 0.68%	365	↓ -3.95%	\$1,387	↑ 5.08%

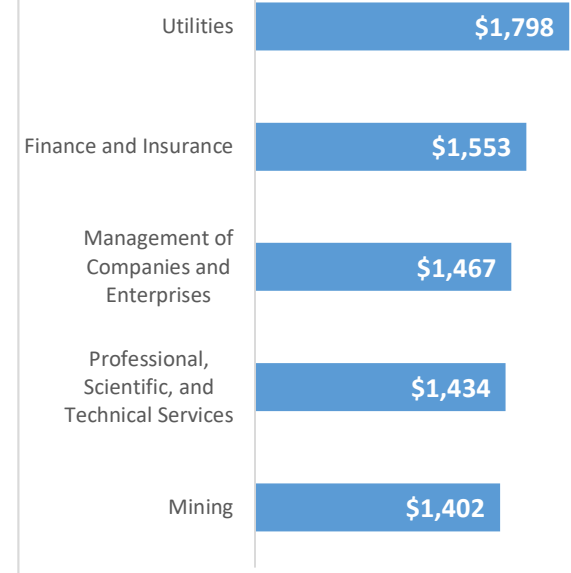
* These industries exclude county data (jobs and wages) that are not available due to non-disclosure requirements.

D = This item is not available due to non-disclosure requirements.

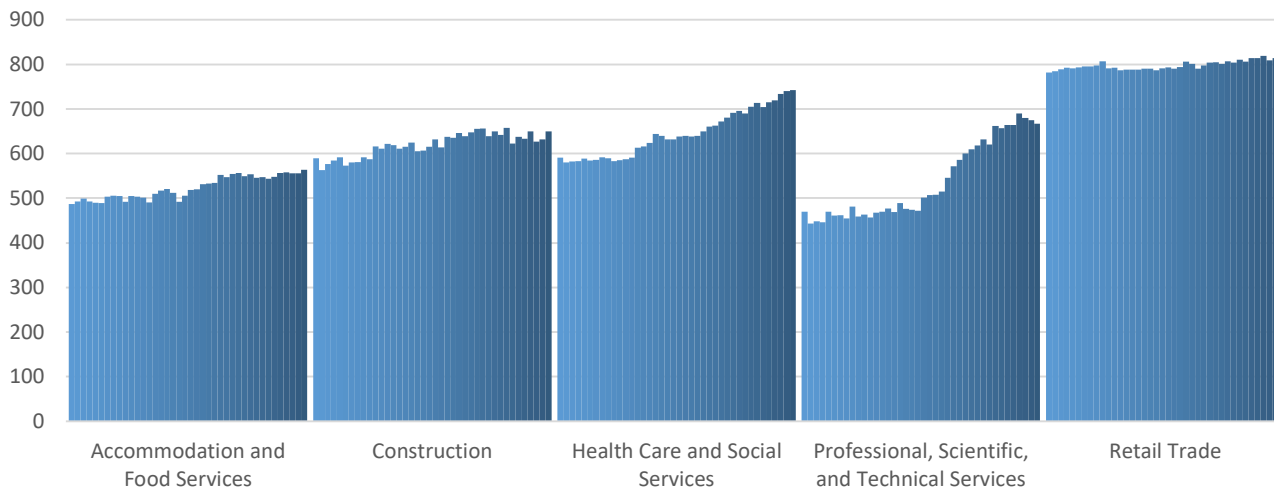
Top 5 Largest Industries by Jobs (past 10 years)



Top 5 Paying Industries by Average Weekly Wage



Top 5 Largest Industries by Establishments (past 10 years)



Source:

Quarterly Census of Employment and Wages, Indiana Dept. of Workforce Development

For more information, contact:

Jillian A Gregory

Regional Workforce Analyst

jgregory@dwd.in.gov

