

INDUSTRY SECTOR SNAPSHOT

Economic Growth Region 10

Quarter 2 2024

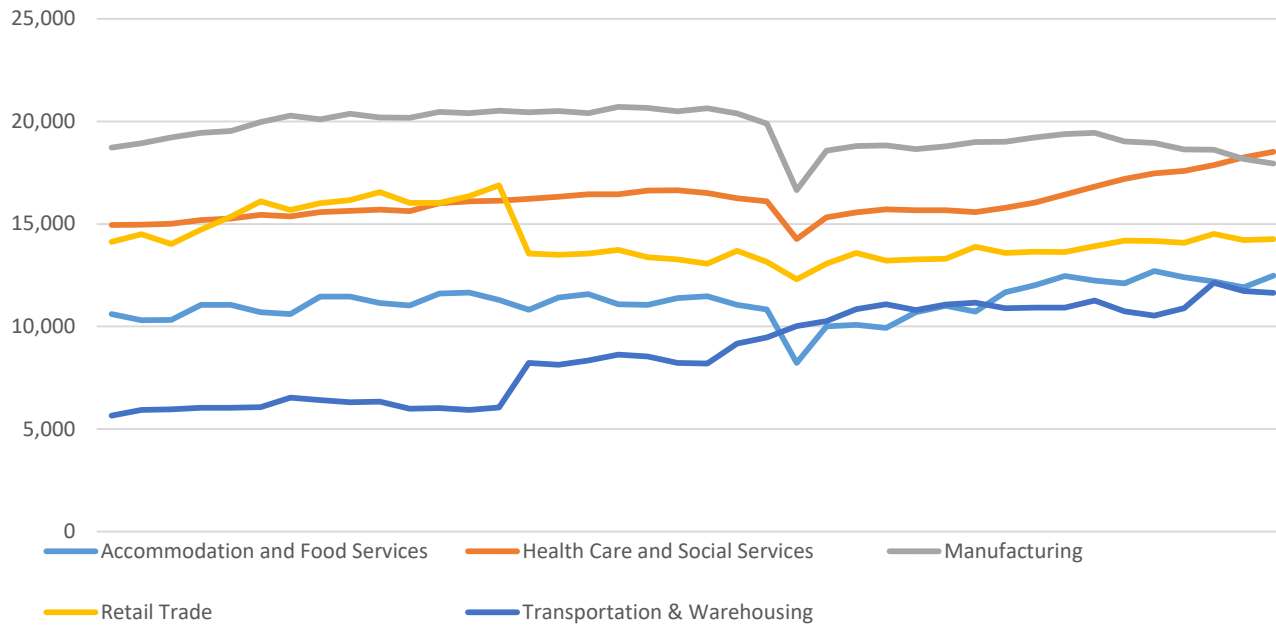
Clark, Crawford, Floyd, Harrison, Scott, and Washington Counties

Industry	Jobs	Previous Year	Establishments	Previous Year	Average Weekly Wage	Previous Year
Total	117,161	↑ 0.96%	6,351	↑ 0.08%	\$994	↑ 4.96%
Accommodation and Food Services	12,475	↓ -1.81%	547	↓ -1.26%	\$458	↑ 1.55%
Admin. & Support & Waste Mgt. & Rem. Services*	4,360	↓ -8.60%	351	↓ -0.57%	\$823	↑ 4.31%
Agriculture, Forestry, Fishing and Hunting*	125	↓ -32.43%	48	↓ -5.88%	\$735	↑ 3.52%
Arts, Entertainment, and Recreation	1,258	↓ -1.18%	75	↓ -5.06%	\$399	↑ 5.56%
Construction	6,367	↑ 0.89%	633	↓ -2.62%	\$1,182	↑ 4.14%
Educational Services*	7,368	↑ 3.37%	110	↑ 1.85%	\$929	↑ 7.27%
Finance and Insurance	3,707	↑ 2.66%	408	↑ 0.49%	\$1,376	↑ 9.38%
Health Care and Social Services	18,519	↑ 6.06%	703	↑ 1.01%	\$1,068	↑ 2.79%
Information*	582	↓ -11.01%	77	↑ 6.94%	\$996	↑ 7.10%
Management of Companies and Enterprises*	465	↑ 1.53%	39	↑ 5.41%	\$1,888	↓ -14.57%
Manufacturing*	17,948	↓ -5.31%	376	↓ -0.79%	\$1,204	↑ 4.88%
Mining*	215	↓ -1.83%	17	● 0.00%	\$1,406	↓ -3.70%
Other Services (Except Public Administration)	2,880	↓ -1.10%	406	↓ -3.56%	\$792	↑ 2.46%
Professional, Scientific, and Technical Services	3,760	↑ 6.58%	654	↑ 3.48%	\$1,378	↑ 6.57%
Public Administration	4,960	↓ -5.49%	109	↓ -2.68%	\$1,074	↑ 7.72%
Real Estate and Rental and Leasing*	1,108	↑ 5.52%	283	↑ 2.17%	\$984	↓ -1.70%
Retail Trade	14,267	↑ 0.72%	814	↑ 0.87%	\$688	↑ 4.56%
Transportation & Warehousing	11,646	↑ 10.59%	290	↓ -5.23%	\$1,178	↑ 6.80%
Utilities*	513	↑ 3.85%	38	● 0.00%	\$1,705	↑ 4.09%
Wholesale Trade	3,645	↑ 5.71%	373	↑ 6.27%	\$1,308	↑ 3.24%

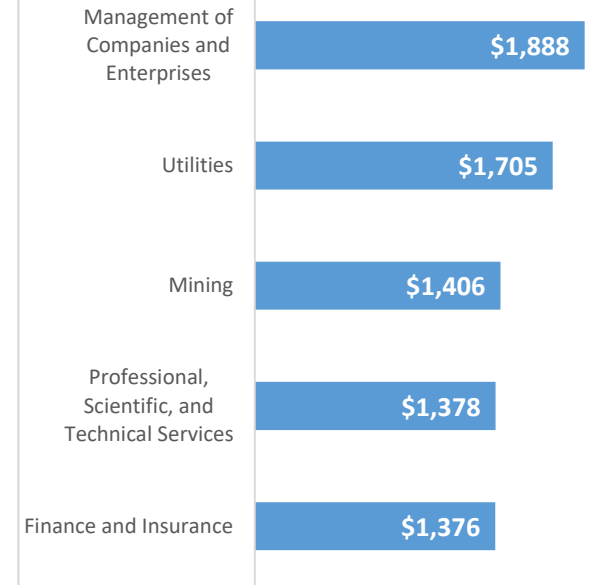
* These industries exclude county data (jobs and wages) that are not available due to non-disclosure requirements.

D = This item is not available due to non-disclosure requirements.

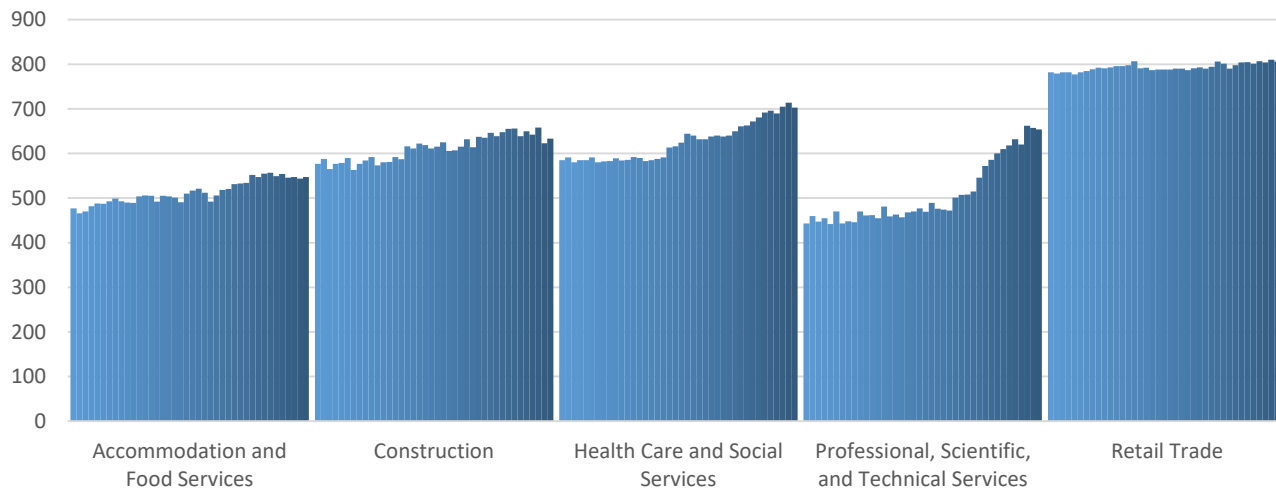
Top 5 Largest Industries by Jobs (past 10 years)



Top 5 Paying Industries by Average Weekly Wage



Top 5 Largest Industries by Establishments (past 10 years)



Source:

Quarterly Census of Employment and Wages, Indiana Dept. of Workforce Development

For more information, contact:

Jillian A Gregory

Regional Workforce Analyst

jgregory@dwd.in.gov

