

INDUSTRY SECTOR SNAPSHOT

Economic Growth Region 10

Quarter 1 2024

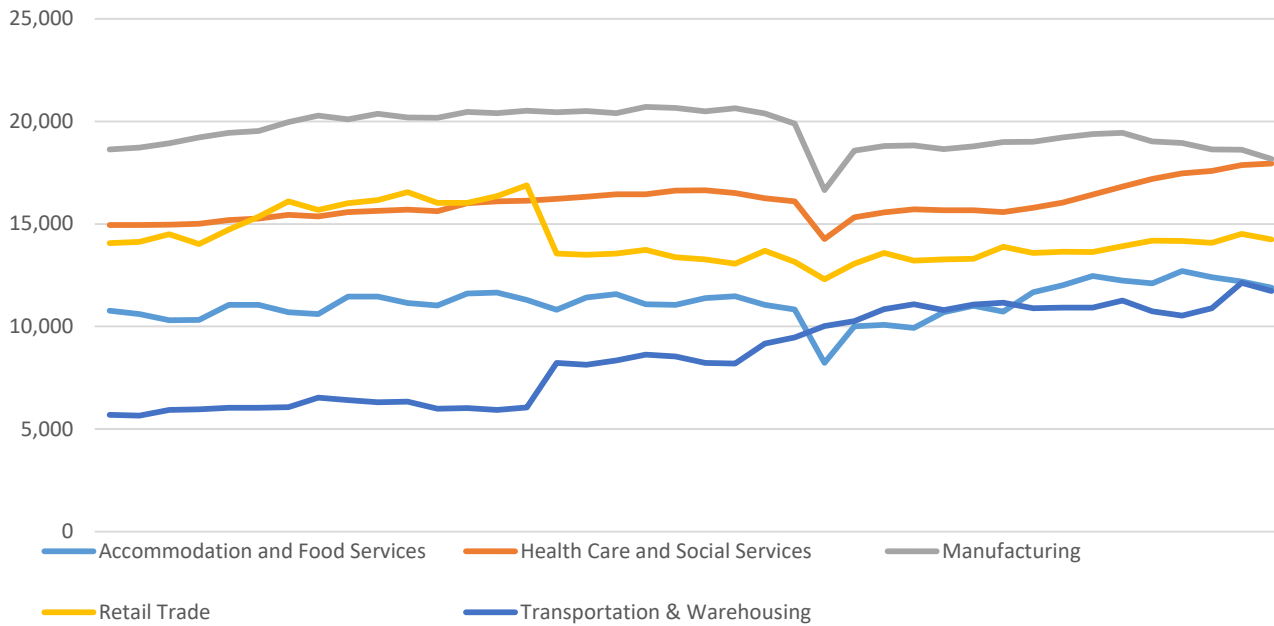
Clark, Crawford, Floyd, Harrison, Scott, and Washington Counties

Industry	Jobs	Previous Year	Establishments	Previous Year	Average Weekly Wage	Previous Year
Total	115,743	↑ 1.27%	6,318	↑ 0.73%	\$1,018	↑ 3.67%
Accommodation and Food Services	11,895	↓ -1.71%	545	↓ -0.73%	\$460	↑ 1.55%
Admin. & Support & Waste Mgt. & Rem. Services	4,463	↓ -4.08%	346	↑ 0.58%	\$798	↑ 2.31%
Agriculture, Forestry, Fishing and Hunting*	129	↓ -27.53%	47	↓ -7.84%	\$694	↓ -3.61%
Arts, Entertainment, and Recreation*	1,011	↑ 10.37%	73	● 0.00%	\$514	↓ -13.61%
Construction	5,869	↑ 0.48%	623	↓ -2.50%	\$1,127	↑ 5.23%
Educational Services*	7,657	↑ 3.50%	108	↓ -3.57%	\$972	↑ 8.85%
Finance and Insurance	3,707	↑ 2.57%	404	↑ 1.25%	\$1,665	↑ 7.56%
Health Care and Social Services	17,947	↑ 4.37%	692	● 0.00%	\$1,100	↑ 1.66%
Information*	600	↓ -5.66%	74	↑ 5.71%	\$1,004	↓ -0.99%
Management of Companies and Enterprises*	464	● 0.00%	37	↓ -2.63%	\$1,718	↑ 8.94%
Manufacturing*	18,170	↓ -4.49%	376	↓ -1.31%	\$1,304	↑ 6.71%
Mining*	195	↑ 4.28%	17	● 0.00%	\$1,270	↓ -4.87%
Other Services (Except Public Administration)	2,890	↑ 1.58%	415	● 0.00%	\$799	↑ 6.11%
Professional, Scientific, and Technical Services	3,821	↑ 8.71%	659	↑ 6.63%	\$1,347	↑ 5.48%
Public Administration	4,797	↓ -3.05%	110	↓ -2.65%	\$1,015	↑ 7.86%
Real Estate and Rental and Leasing	1,064	↑ 3.91%	283	↑ 3.66%	\$1,018	↑ 0.59%
Retail Trade	14,244	↑ 0.42%	810	↑ 1.12%	\$711	↑ 5.65%
Transportation & Warehousing	11,722	↑ 9.13%	291	↓ -3.96%	\$1,076	↓ -5.94%
Utilities*	529	↑ 21.33%	38	● 0.00%	\$1,898	↓ -10.89%
Wholesale Trade	3,613	↑ 5.61%	370	↑ 6.94%	\$1,352	↑ 2.74%

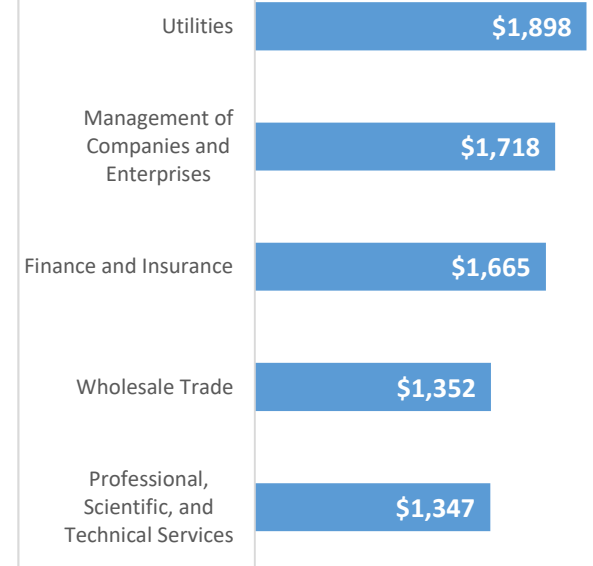
* These industries exclude county data (jobs and wages) that are not available due to non-disclosure requirements.

D = This item is not available due to non-disclosure requirements.

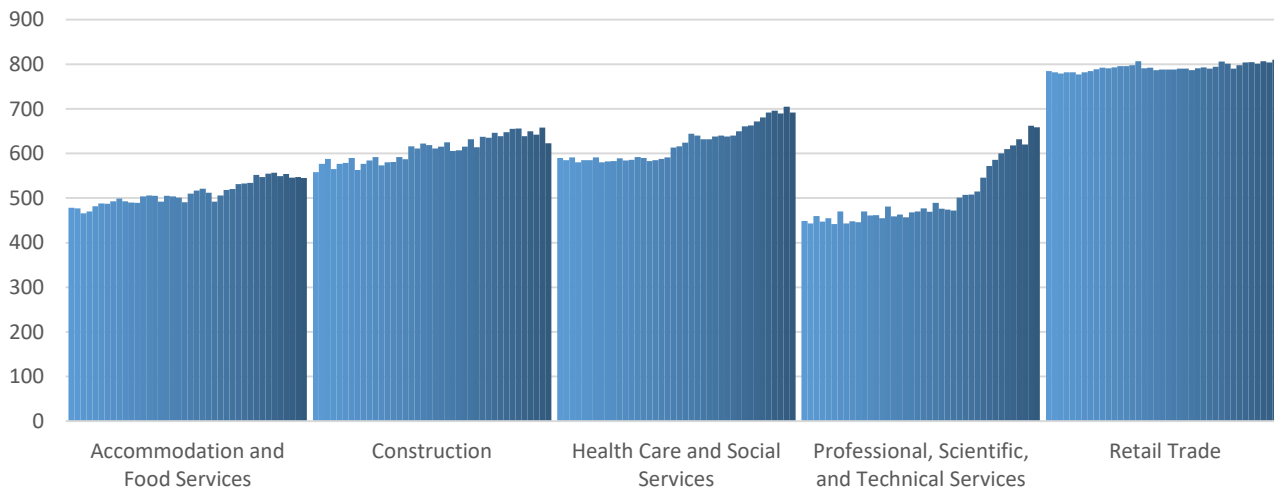
Top 5 Largest Industries by Jobs (past 10 years)



Top 5 Paying Industries by Average Weekly Wage



Top 5 Largest Industries by Establishments (past 10 years)



Source:

Quarterly Census of Employment and Wages, Indiana Dept. of Workforce Development

For more information, contact:

Jillian A Gregory

Regional Workforce Analyst

jgregory@dwd.in.gov

