

INDUSTRY SECTOR SNAPSHOT

Economic Growth Region 10

Quarter 4 2023

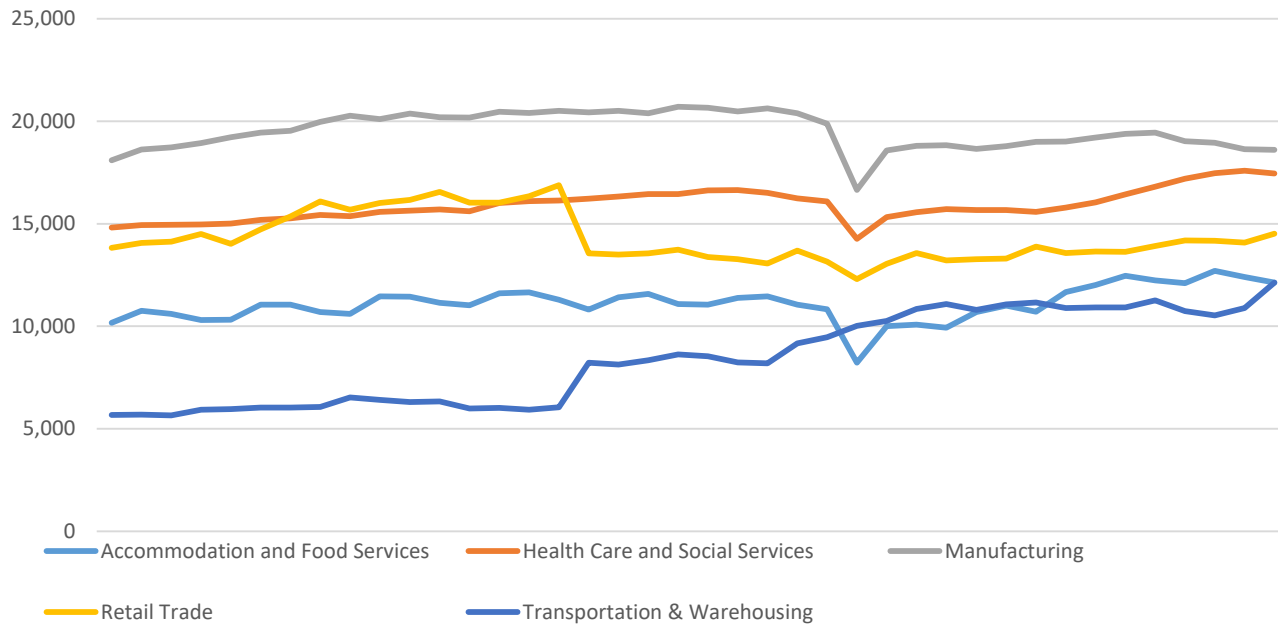
Clark, Crawford, Floyd, Harrison, Scott, and Washington Counties

Industry	Jobs	Previous Year	Establishments	Previous Year	Average Weekly Wage	Previous Year
Total	116,782	↑ 0.77%	6,362	↑ 0.78%	\$1,025	↑ 3.22%
Accommodation and Food Services	12,135	↓ -0.87%	547	↓ -1.80%	\$459	↑ 3.38%
Admin. & Support & Waste Mgt. & Rem. Services*	4,937	↓ -14.67%	347	○ 0.00%	\$869	↓ -5.44%
Agriculture, Forestry, Fishing and Hunting*	177	↓ -2.75%	48	↓ -4.00%	\$786	↑ 6.65%
Arts, Entertainment, and Recreation*	1,096	↑ 17.34%	76	↑ 2.70%	\$417	↓ -8.75%
Construction	6,207	↑ 4.69%	659	↑ 0.46%	\$1,318	↑ 6.12%
Educational Services*	7,365	↓ -0.77%	110	↓ -5.17%	\$860	↑ 7.37%
Finance and Insurance	3,601	↓ -0.69%	405	↑ 2.27%	\$1,321	↑ 2.88%
Health Care and Social Services	17,458	↑ 3.82%	702	↑ 3.08%	\$1,089	↑ 0.74%
Information*	584	↓ -8.89%	70	↓ -4.11%	\$1,554	↑ 14.01%
Management of Companies and Enterprises*	456	↑ 0.22%	35	↓ -2.78%	\$1,803	↓ -1.58%
Manufacturing*	18,608	↓ -4.31%	382	↑ 0.26%	\$1,291	↑ 4.70%
Mining*	215	↑ 2.38%	17	↑ 6.25%	\$1,392	↑ 3.88%
Other Services (Except Public Administration)	2,795	↑ 1.45%	414	○ 0.00%	\$848	↑ 7.07%
Professional, Scientific, and Technical Services	3,571	↑ 5.74%	661	↑ 8.36%	\$1,466	↑ 7.95%
Public Administration	4,884	↓ -2.48%	114	↓ -20.83%	\$1,093	↑ 5.50%
Real Estate and Rental and Leasing	1,064	↑ 3.50%	282	↑ 3.68%	\$1,252	↑ 5.56%
Retail Trade	14,511	↑ 4.28%	807	↑ 0.25%	\$691	↑ 0.73%
Transportation & Warehousing	12,130	↑ 7.63%	299	○ 0.00%	\$1,117	↑ 2.76%
Utilities*	518	↑ 12.85%	38	○ 0.00%	\$1,646	↓ -4.25%
Wholesale Trade	3,550	↑ 2.10%	349	↑ 0.29%	\$1,487	↑ 2.76%

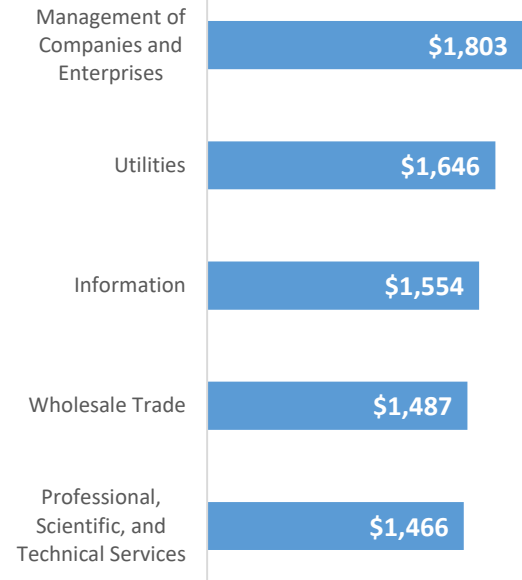
* These industries exclude county data (jobs and wages) that are not available due to non-disclosure requirements.

D = This item is not available due to non-disclosure requirements.

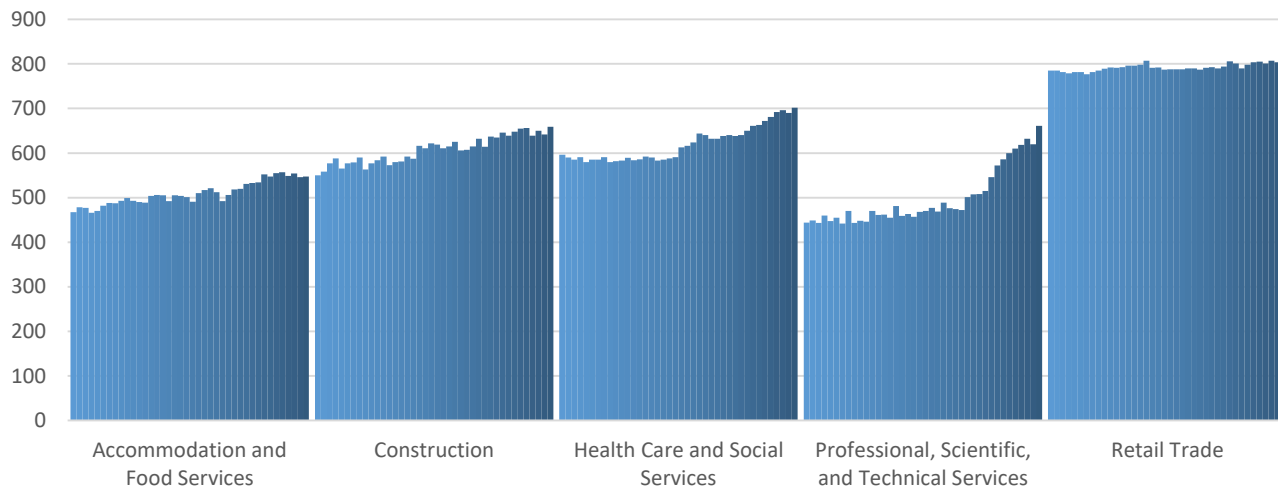
Top 5 Largest Industries by Jobs (past 10 years)



Top 5 Paying Industries by Average Weekly Wage



Top 5 Largest Industries by Establishments (past 10 years)



Source:

Quarterly Census of Employment and Wages, Indiana Dept. of Workforce Development

For more information, contact:

Jillian A Gregory

Regional Workforce Analyst

jgregory@dwd.in.gov

