

INDUSTRY SECTOR SNAPSHOT

Quarter 3 2020

Economic Growth Region 10

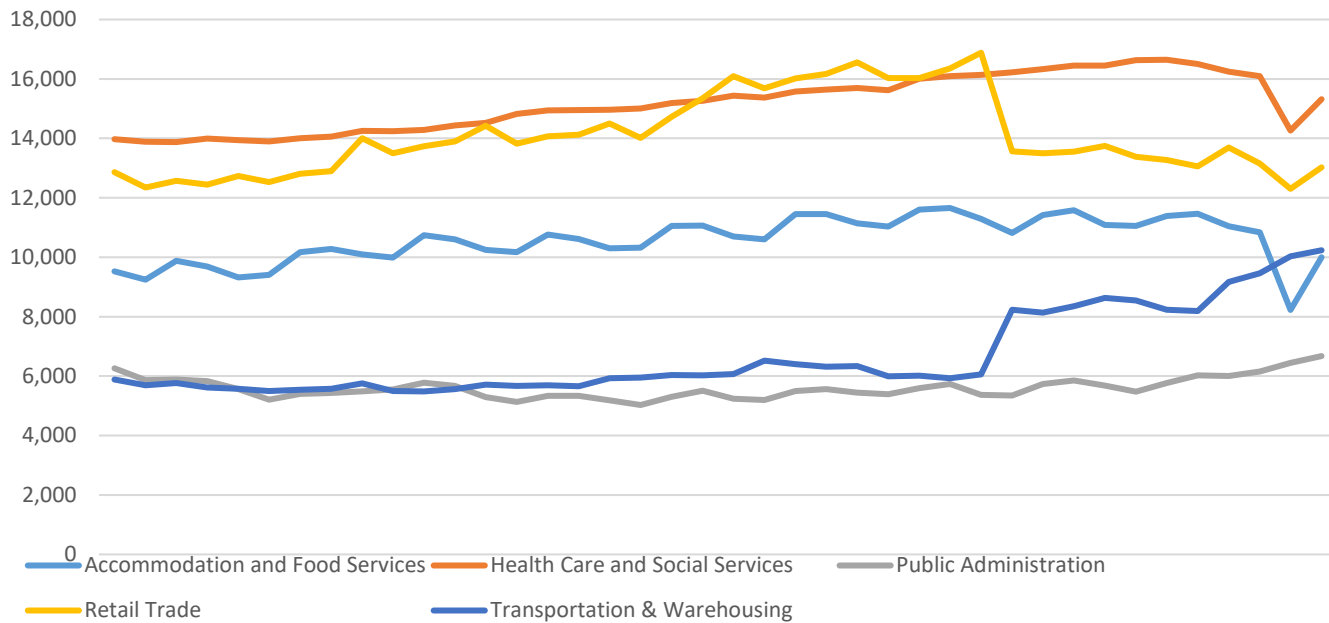
Clark, Crawford, Floyd, Harrison, Scott, and Washington Counties

Industry	Jobs	Previous Year	Establishments	Previous Year	Average Weekly Wage	Previous Year
Total	107,519	↓ -3.24%	5,775	↑ 0.47%	\$837	↑ 6.35%
Accommodation and Food Services	9,999	↓ -12.80%	507	↓ -1.93%	\$342	↑ 8.23%
Admin. & Support & Waste Mgt. & Rem. Services	4,591	↓ -3.16%	274	↑ 1.11%	\$852	↑ 13.90%
Agriculture, Forestry, Fishing and Hunting*	186	↑ 12.05%	58	↑ 9.43%	\$617	↑ 1.15%
Arts, Entertainment, and Recreation*	786	↓ -16.47%	74	↓ -3.90%	\$299	↑ 13.26%
Construction	5,358	↓ -1.98%	615	○ 0.00%	\$997	↓ -0.40%
Educational Services*	6,597	↓ -5.82%	113	↑ 5.61%	\$823	↑ 5.24%
Finance and Insurance	3,347	↓ -0.45%	378	↓ -1.82%	\$1,060	↑ 6.11%
Health Care and Social Services	15,314	↓ -7.23%	632	↑ 1.28%	\$922	↑ 8.73%
Information*	585	↓ -20.84%	62	↓ -1.59%	\$900	↑ 15.38%
Management of Companies and Enterprises*	347	↓ -15.16%	29	○ 0.00%	\$2,317	↑ 72.52%
Manufacturing*	18,508	↓ -10.32%	357	↑ 0.85%	\$1,044	↑ 4.19%
Mining*	187	↓ -9.66%	18	○ 0.00%	\$1,098	↓ -7.81%
Other Services (Except Public Administration)	2,418	↓ -11.75%	387	○ 0.00%	\$653	↑ 4.15%
Professional, Scientific, and Technical Services	2,904	↓ -1.49%	474	↑ 1.07%	\$1,067	↑ 10.00%
Public Administration	6,674	↑ 10.83%	154	↓ -2.53%	\$829	↑ 2.85%
Real Estate and Rental and Leasing*	1,036	○ 0.00%	254	↑ 0.79%	\$809	↑ 11.43%
Retail Trade	13,024	↓ -0.29%	789	↑ 0.13%	\$562	↑ 8.91%
Transportation & Warehousing	10,235	↑ 25.00%	264	↑ 2.33%	\$896	↓ -1.32%
Utilities*	443	↓ -0.89%	35	○ 0.00%	\$1,598	↓ -1.54%
Wholesale Trade*	2,916	↑ 9.62%	301	↑ 4.51%	\$1,059	↓ -2.93%

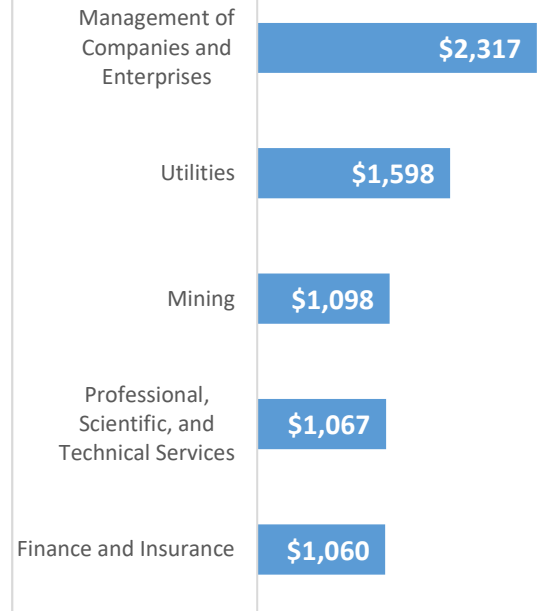
* These industries exclude county data (jobs and wages) that are not available due to non-disclosure requirements.

D = This item is not available due to non-disclosure requirements.

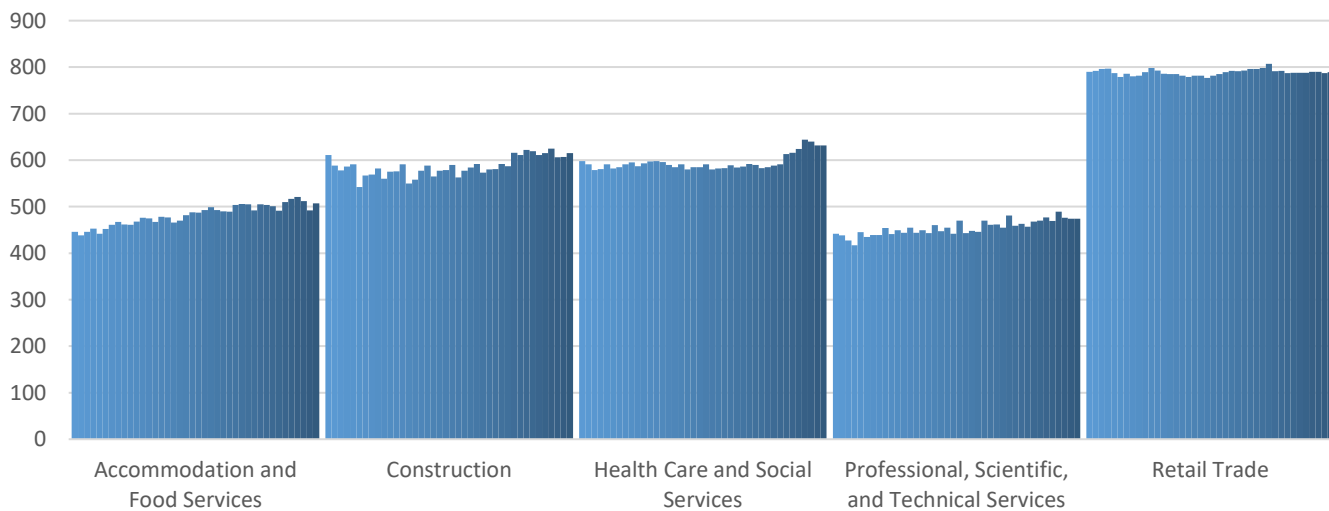
Top 5 Largest Industries by Jobs (past 10 years)



Top 5 Paying Industries by Average Weekly Wage



Top 5 Largest Industries by Establishments (past 10 years)



Source:

Quarterly Census of Employment and Wages,
Indiana Dept. of Workforce Development

For more information, contact:

Jillian A Gregory
Regional Workforce Analyst
812-537-2485
jgregory@dwd.in.gov



INDIANA
DEPARTMENT OF
WORKFORCE
DEVELOPMENT