



HOOSIERS BY THE NUMBERS

Your premier source for labor market information for Indiana.



INDUSTRY SECTOR SNAPSHOT

Economic Growth Region 1

Quarter 2 2025

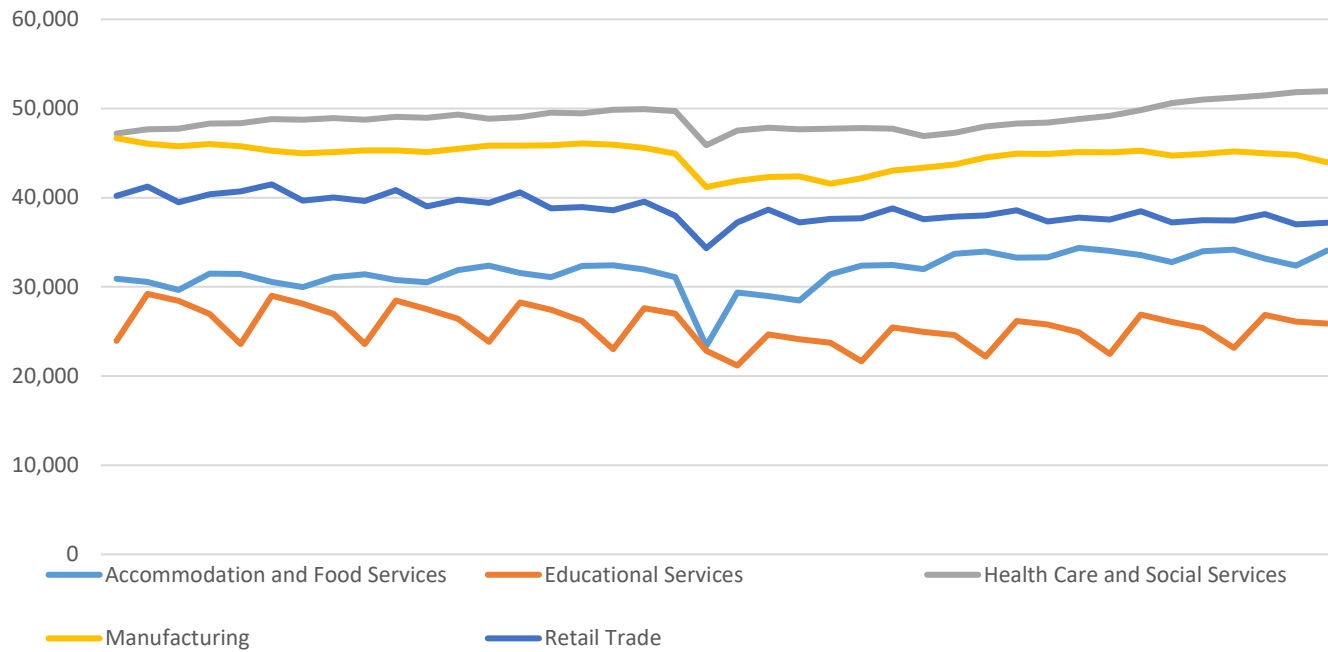
Jasper, Lake, LaPorte, Newton, Porter, Pulaski, and Starke Counties

Industry	Jobs	Previous Year	Establishments	Previous Year	Average Weekly Wage	Previous Year
Total	322,948	↑ 0.40%	18,605	↑ 1.22%	\$1,130	↑ 4.15%
Accommodation and Food Services	34,074	↑ 0.25%	1,715	↑ 0.82%	\$444	↑ 2.30%
Admin. & Support & Waste Mgt. & Rem. Services	14,955	↑ 3.22%	991	↑ 1.33%	\$975	↑ 4.73%
Agriculture, Forestry, Fishing and Hunting	2,324	↓ -1.69%	187	↑ 2.19%	\$1,114	↑ 5.89%
Arts, Entertainment, and Recreation*	5,225	↓ -2.95%	247	↑ 7.86%	\$626	↑ 2.45%
Construction	20,784	↑ 4.43%	1,645	↓ -0.90%	\$1,630	↑ 8.23%
Educational Services*	25,891	↑ 1.94%	438	↑ 3.30%	\$896	↑ 1.24%
Finance and Insurance	7,361	↑ 1.03%	1,115	↑ 1.83%	\$1,484	↑ 3.41%
Health Care and Social Services	51,941	↑ 1.82%	2,003	↑ 1.93%	\$1,177	↑ 5.56%
Information	2,862	↑ 5.92%	245	↑ 9.87%	\$1,061	↑ 6.63%
Management of Companies and Enterprises*	2,796	↓ -2.17%	111	↑ 3.74%	\$1,957	↑ 4.21%
Manufacturing	43,980	↓ -2.02%	803	↓ -1.71%	\$1,766	↑ 3.21%
Mining*	18	D	15	↓ -6.25%	\$1,298	D
Other Services (Except Public Administration)	12,800	↑ 0.72%	1,556	↑ 1.83%	\$799	↑ 2.17%
Professional, Scientific, and Technical Services	12,251	↑ 0.20%	2,051	↑ 2.24%	\$1,382	↑ 5.74%
Public Administration	14,885	↓ -0.51%	185	↓ -1.07%	\$1,060	↑ 6.96%
Real Estate and Rental and Leasing	3,237	↑ 6.10%	683	↑ 1.64%	\$1,059	↑ 1.83%
Retail Trade	37,205	↓ -0.75%	2,412	↓ -0.04%	\$685	↑ 2.54%
Transportation & Warehousing	15,555	↓ -0.58%	917	↓ -2.55%	\$1,199	↑ 2.48%
Utilities*	797	↑ 1.27%	84	↓ -1.18%	\$2,075	↑ 2.47%
Wholesale Trade	11,466	↓ -0.66%	1,202	↑ 4.43%	\$1,466	↑ 4.27%

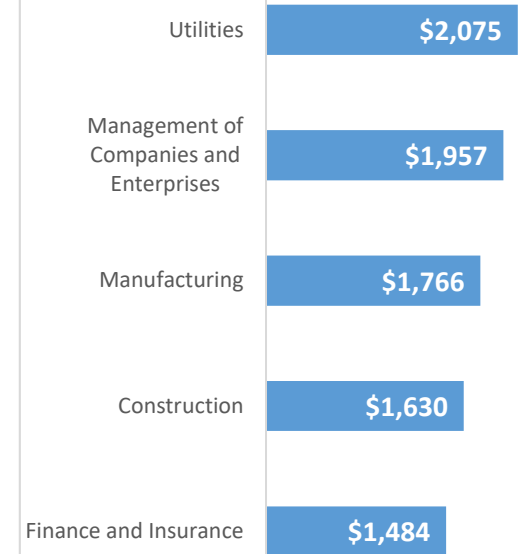
* These industries exclude county data (jobs and wages) that are not available due to non-disclosure requirements.

D = This item is not available due to non-disclosure requirements.
Indiana Department of Workforce Development

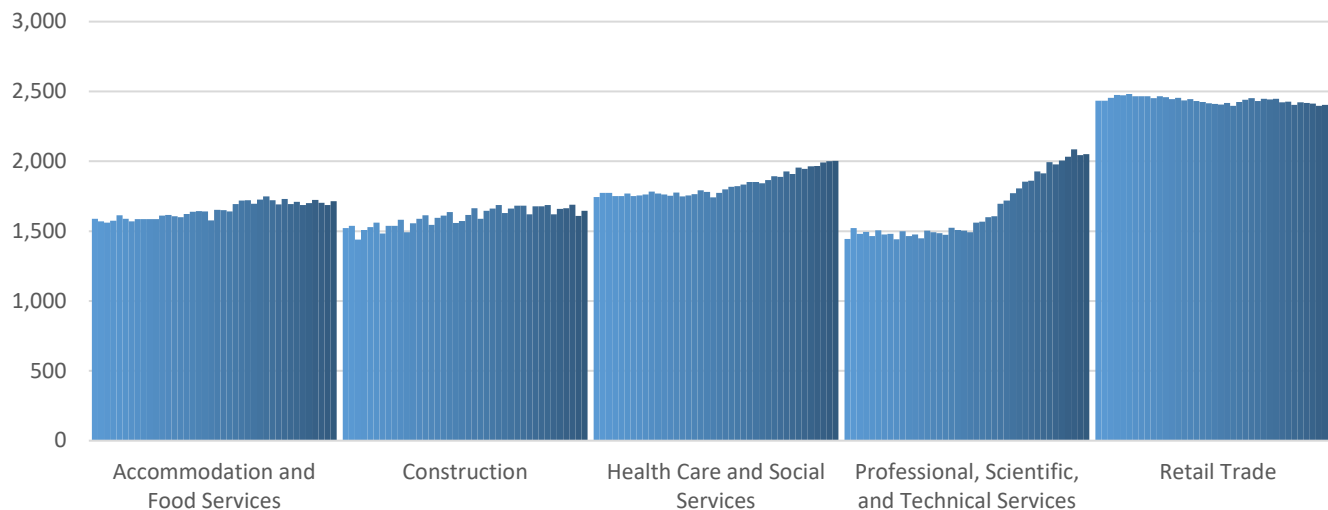
Top 5 Largest Industries by Jobs (past 10 years)



Top 5 Paying Industries by Average Weekly Wage



Top 5 Largest Industries by Establishments (past 10 years)



Source:

*Quarterly Census of Employment and Wages,
Indiana Dept. of Workforce Development*

For more information, contact:

Kathy Jaworski
Regional Workforce Analyst
kjaworski@dwd.in.gov

