



HOOSIERS BY THE NUMBERS

Your premier source for labor market information for Indiana.



INDUSTRY SECTOR SNAPSHOT

Economic Growth Region 1

Quarter 2 2024

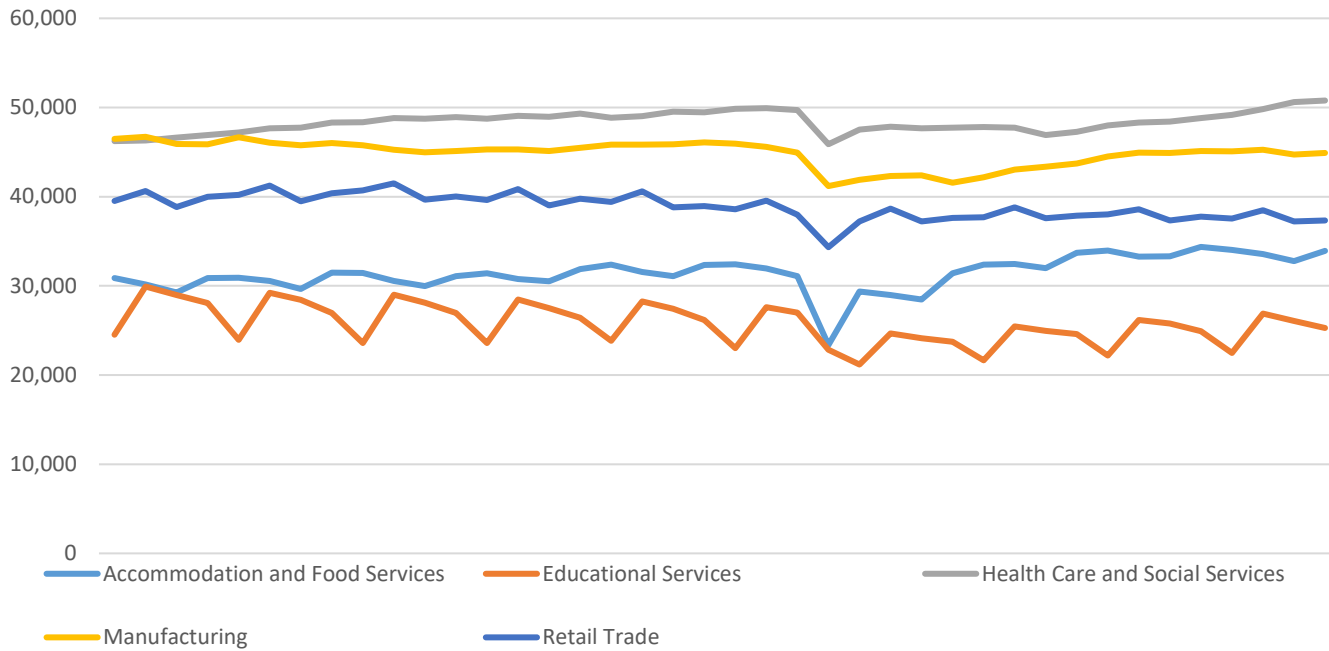
Jasper, Lake, LaPorte, Newton, Porter, Pulaski, and Starke Counties

Industry	Jobs	Previous Year	Establishments	Previous Year	Average Weekly Wage	Previous Year
Total	320,698	↑ 0.27%	18,266	↑ 0.05%	\$1,086	↑ 3.82%
Accommodation and Food Services	33,927	↓ -1.28%	1,698	↓ -1.85%	\$434	↑ 3.83%
Admin. & Support & Waste Mgt. & Rem. Services	14,461	↓ -7.97%	965	↓ -1.13%	\$931	↑ 10.83%
Agriculture, Forestry, Fishing and Hunting*	2,364	↓ -7.08%	183	↓ -6.15%	\$1,052	↑ 1.84%
Arts, Entertainment, and Recreation*	5,273	↓ -3.64%	226	○ 0.00%	\$614	↑ 0.82%
Construction	19,768	↓ -1.03%	1,637	↓ -2.44%	\$1,510	↑ 2.79%
Educational Services*	25,288	↑ 1.55%	422	↑ 1.69%	\$888	↑ 1.60%
Finance and Insurance	7,285	↑ 2.36%	1,094	↑ 2.72%	\$1,435	↑ 9.29%
Health Care and Social Services	50,783	↑ 4.06%	1,953	↑ 1.30%	\$1,117	↑ 0.18%
Information	2,702	↓ -0.22%	223	↑ 9.85%	\$995	↑ 6.99%
Management of Companies and Enterprises*	2,858	↑ 0.14%	107	↑ 4.90%	\$1,878	↑ 5.80%
Manufacturing	44,892	↓ -0.51%	813	↓ -2.28%	\$1,710	↑ 4.97%
Mining*	D	D	16	○ 0.00%	D	D
Other Services (Except Public Administration)	12,670	↑ 2.44%	1,514	↓ -2.07%	\$783	↑ 2.49%
Professional, Scientific, and Technical Services	12,202	↓ -1.35%	1,984	↑ 2.96%	\$1,307	↑ 8.20%
Public Administration	14,920	↑ 3.49%	185	↓ -1.07%	\$993	↓ -0.20%
Real Estate and Rental and Leasing*	3,051	↓ -2.24%	673	↑ 0.90%	\$1,040	↑ 7.11%
Retail Trade	37,318	↓ -1.22%	2,405	↓ -0.95%	\$668	↑ 3.09%
Transportation & Warehousing	15,641	↑ 1.39%	938	↓ -0.64%	\$1,170	↑ 4.28%
Utilities*	787	↑ 21.64%	85	↓ -1.16%	\$2,025	↓ -8.33%
Wholesale Trade	11,533	↑ 4.01%	1,145	↑ 3.62%	\$1,405	↑ 2.78%

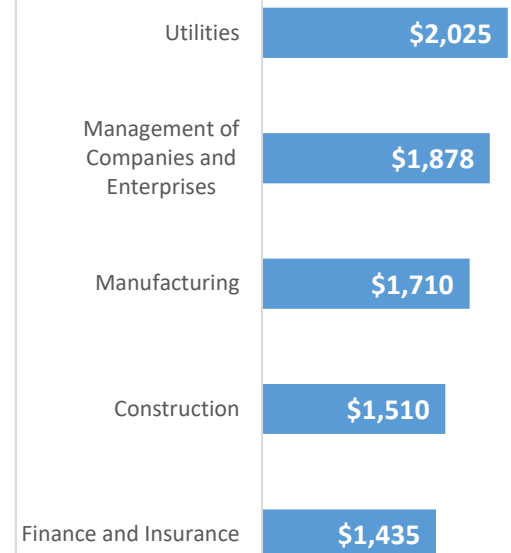
* These industries exclude county data (jobs and wages) that are not available due to non-disclosure requirements.

D = This item is not available due to non-disclosure requirements.
Indiana Department of Workforce Development

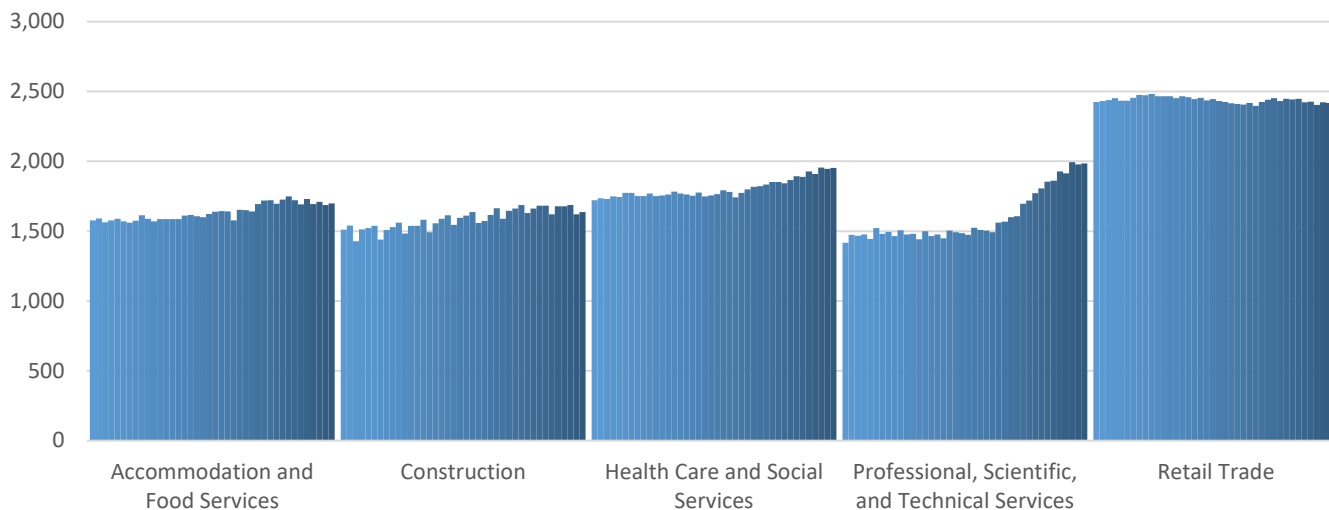
Top 5 Largest Industries by Jobs (past 10 years)



Top 5 Paying Industries by Average Weekly Wage



Top 5 Largest Industries by Establishments (past 10 years)



Source:

Quarterly Census of Employment and Wages, Indiana Dept. of Workforce Development

For more information, contact:

Kathy Jaworski
Regional Workforce Analyst
(219) 841-6347
kjaworski@dwd.in.gov

