

INDUSTRY SECTOR SNAPSHOT

Economic Growth Region 1

Quarter 1 2023

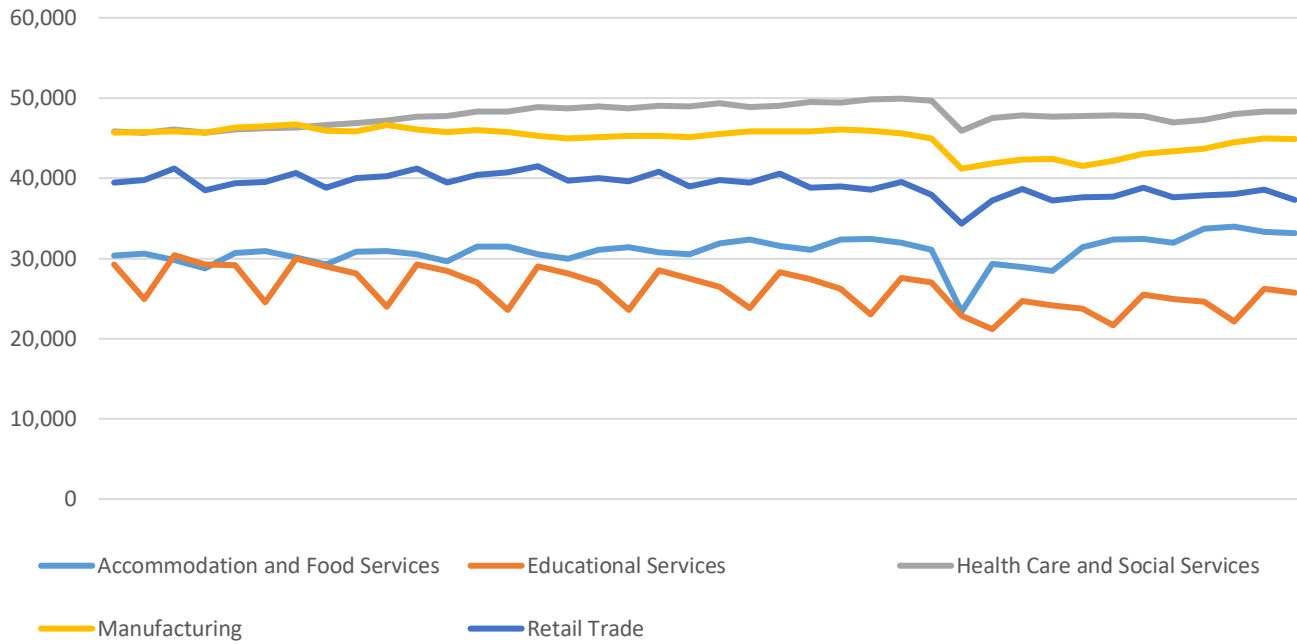
Jasper, Lake, LaPorte, Newton, Porter, Pulaski, and Starke Counties

Industry	Jobs	Previous Year	Establishments	Previous Year	Average Weekly Wage	Previous Year
Total	311,778	↑ 2.92%	17,853	↑ 1.26%	\$1,095	↑ 7.88%
Accommodation and Food Services	33,162	↑ 3.70%	1,684	↓ -0.65%	\$427	↑ 9.49%
Admin. & Support & Waste Mgt. & Rem. Services	14,654	↓ -1.84%	916	↑ 4.93%	\$910	↑ 18.64%
Agriculture, Forestry, Fishing and Hunting*	2,390	↑ 8.00%	192	↑ 6.08%	\$985	↑ 9.08%
Arts, Entertainment, and Recreation*	4,580	↓ -0.61%	220	↑ 1.85%	\$679	↑ 4.14%
Construction	18,013	↑ 3.45%	1,615	↓ -0.86%	\$1,419	↑ 9.41%
Educational Services*	25,767	↑ 3.20%	413	↑ 3.77%	\$870	↑ 10.69%
Finance and Insurance	7,083	↑ 1.86%	1,054	↑ 0.57%	\$1,490	↑ 5.52%
Health Care and Social Services	48,341	↑ 3.01%	1,870	↑ 0.97%	\$1,129	↑ 9.29%
Information	2,641	↑ 0.72%	201	↑ 5.79%	\$985	↑ 9.32%
Management of Companies and Enterprises*	2,853	↑ 4.74%	102	↑ 5.15%	\$2,128	↑ 11.76%
Manufacturing	44,902	↑ 3.57%	828	↑ 1.60%	\$1,763	↑ 1.50%
Mining*	D	D	15	↓ -6.25%	D	D
Other Services (Except Public Administration)	12,052	↑ 7.93%	1,528	↑ 0.46%	\$743	↑ 9.59%
Professional, Scientific, and Technical Services	11,680	↑ 14.44%	1,853	↑ 7.80%	\$1,226	↑ 12.89%
Public Administration	13,599	↓ -0.07%	186	↓ -19.13%	\$1,038	↑ 3.90%
Real Estate and Rental and Leasing*	3,007	↑ 0.64%	656	↑ 0.61%	\$1,051	↑ 21.08%
Retail Trade	37,338	↓ -0.67%	2,415	↓ -0.70%	\$671	↑ 7.70%
Transportation & Warehousing	15,098	↑ 2.96%	933	↓ -0.43%	\$1,169	↑ 12.84%
Utilities*	409	↓ -42.72%	85	↓ -9.57%	\$2,396	↓ -6.00%
Wholesale Trade	10,959	↑ 5.50%	1,087	↑ 5.23%	\$1,486	↑ 8.94%

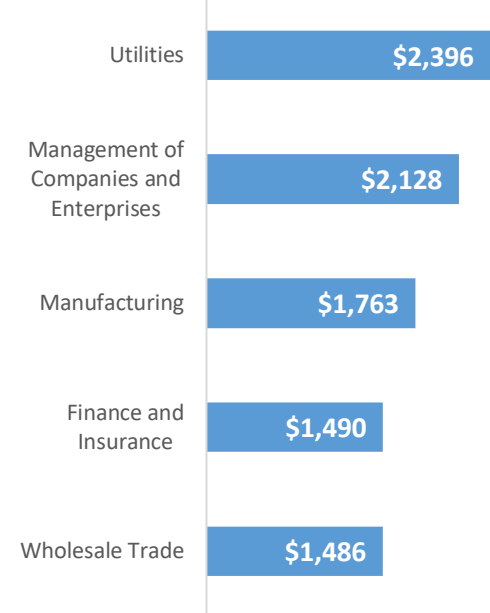
* These industries exclude county data (jobs and wages) that are not available due to non-disclosure requirements.

D = This item is not available due to non-disclosure requirements.

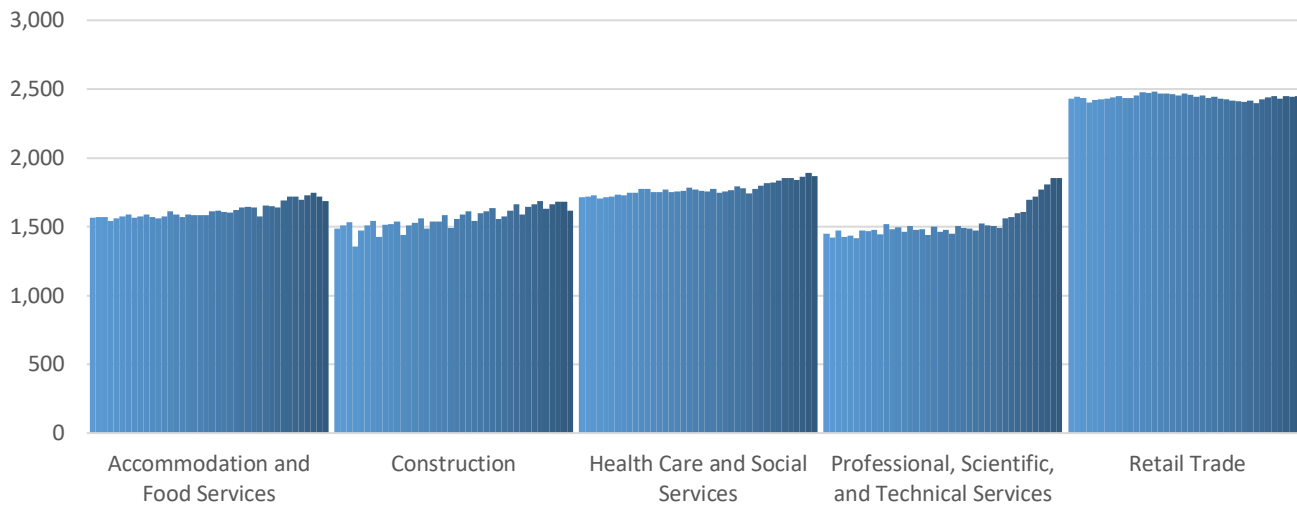
Top 5 Largest Industries by Jobs (past 10 years)



Top 5 Paying Industries by Average Weekly Wage



Top 5 Largest Industries by Establishments (past 10 years)



Source:

Quarterly Census of Employment and Wages, Indiana Dept. of Workforce Development

For more information, contact:

Kathy Jaworski

Regional Workforce Analyst

(219) 841-6347

kjaworski@dwd.in.gov

