

INDUSTRY SECTOR SNAPSHOT

## Economic Growth Region 9

Quarter 4 2023

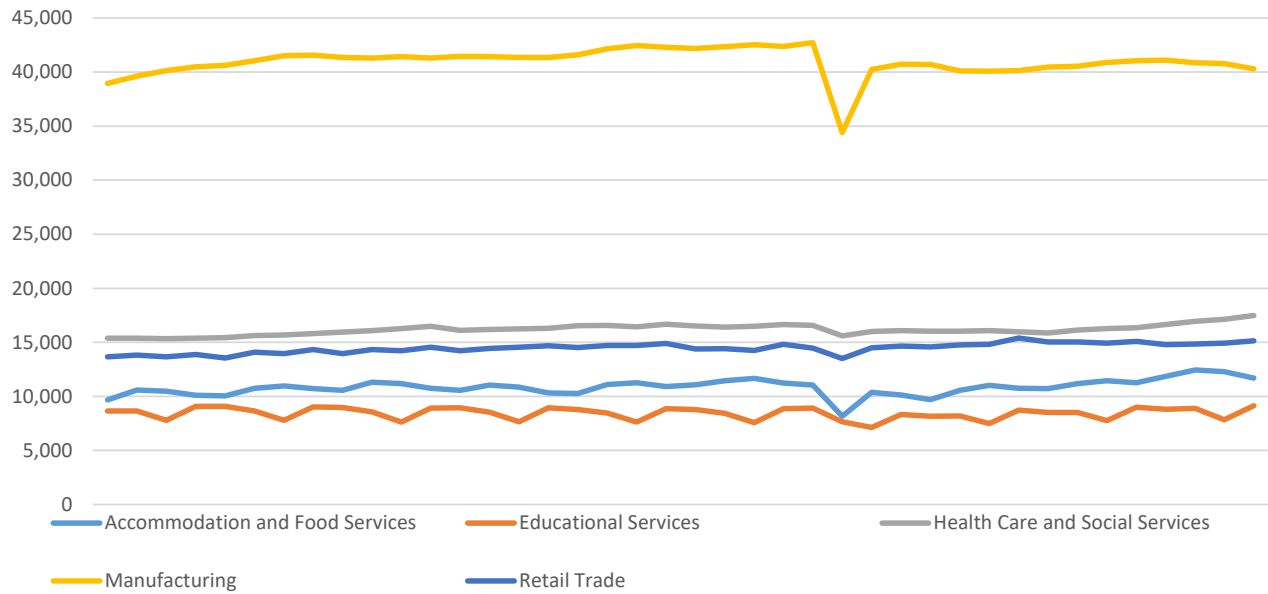
Bartholomew, Dearborn, Decatur, Franklin, Jackson, Jefferson, Jennings, Ohio, Ripley, and Switzerland Counties

Industry	Jobs	Previous Year	Establishments	Previous Year	Average Weekly Wage	Previous Year
<b>Total</b>	<b>140,357</b>	<b>↓ -0.03%</b>	<b>7,072</b>	<b>↑ 1.07%</b>	<b>\$1,121</b>	<b>↑ 2.66%</b>
Accommodation and Food Services	11,685	↑ 3.85%	594	↑ 1.02%	\$435	↑ 14.78%
Admin. & Support & Waste Mgt. & Rem. Services	6,498	↓ -2.81%	340	↑ 4.29%	\$873	↑ 6.46%
Agriculture, Forestry, Fishing and Hunting*	417	↑ 9.16%	99	↑ 8.79%	\$824	↑ 4.83%
Arts, Entertainment, and Recreation*	881	↓ -46.41%	86	↑ 3.61%	\$410	↓ -30.03%
Construction	5,665	↑ 0.96%	686	↑ 0.59%	\$1,378	↑ 3.14%
Educational Services*	9,139	↑ 1.59%	140	○ 0.00%	\$879	↑ 6.29%
Finance and Insurance	2,746	↓ -0.72%	445	↑ 1.14%	\$1,389	↑ 3.19%
Health Care and Social Services	17,482	↑ 6.98%	734	↑ 1.80%	\$1,116	↑ 2.48%
Information*	856	↓ -8.45%	80	↓ -5.88%	\$922	↑ 10.95%
Management of Companies and Enterprises*	1,713	↓ -14.48%	56	↑ 3.70%	\$2,247	↓ -10.08%
Manufacturing	40,296	↓ -1.88%	476	↓ -0.21%	\$1,496	↑ 3.74%
Mining*	56	↓ -5.08%	16	○ 0.00%	\$1,114	↓ -1.24%
Other Services (Except Public Administration)	2,985	↑ 4.08%	502	↑ 0.40%	\$681	↑ 3.34%
Professional, Scientific, and Technical Services	3,096	↑ 2.21%	576	↑ 6.47%	\$1,393	↑ 3.41%
Public Administration	5,588	↓ -1.17%	185	↓ -20.94%	\$921	↑ 6.35%
Real Estate and Rental and Leasing	900	↑ 10.57%	262	↑ 4.38%	\$887	↓ -0.56%
Retail Trade	15,148	↑ 0.38%	1,056	↑ 2.72%	\$653	↓ -5.22%
Transportation & Warehousing	6,888	↓ -0.61%	328	↓ -1.80%	\$1,244	↑ 2.98%
Utilities*	565	↑ 1.07%	58	↓ -1.69%	\$1,656	↓ -0.84%
Wholesale Trade*	4,327	↑ 1.26%	353	↑ 1.73%	\$1,539	↑ 3.57%

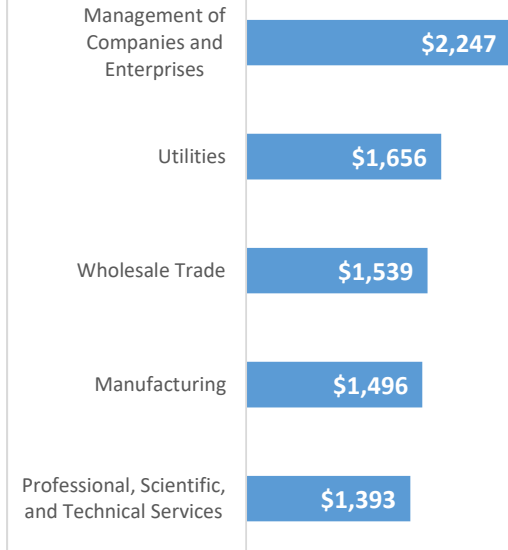
\* These industries exclude county data (jobs and wages) that are not available due to non-disclosure requirements.

D = This item is not available due to non-disclosure requirements.

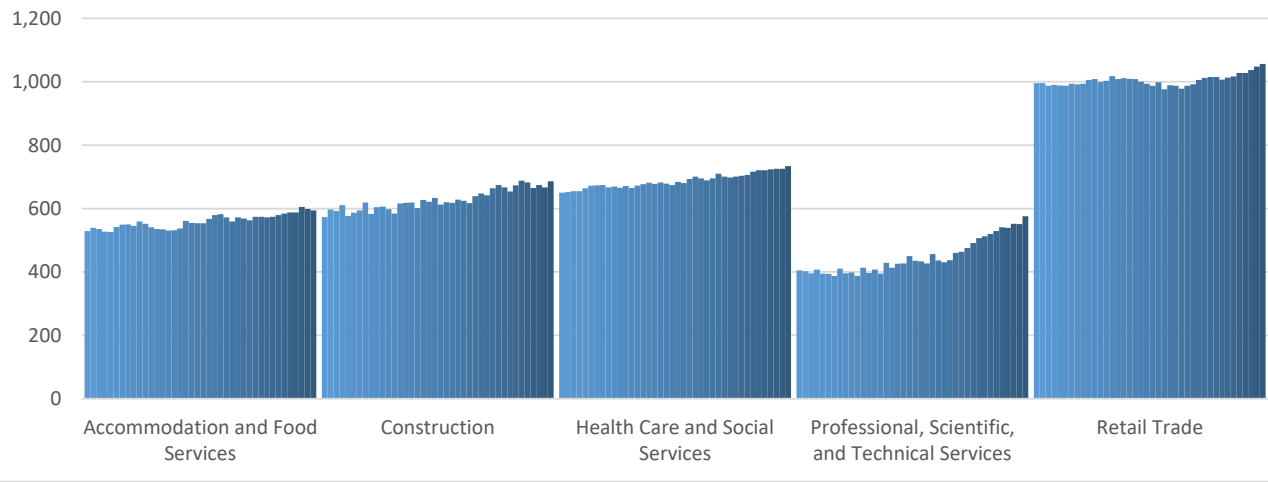
Top 5 Largest Industries by Jobs (past 10 years)



Top 5 Paying Industries by Average Weekly Wage



Top 5 Largest Industries by Establishments (past 10 years)



Source:  
*Quarterly Census of Employment and Wages,  
 Indiana Dept. of Workforce Development*

For more information, contact:  
**Jillian Gregory**  
 Regional Workforce Analyst  
[jgregory@dwd.in.gov](mailto:jgregory@dwd.in.gov)

