

INDUSTRY SECTOR SNAPSHOT

Quarter 2 2020

Economic Growth Region 9

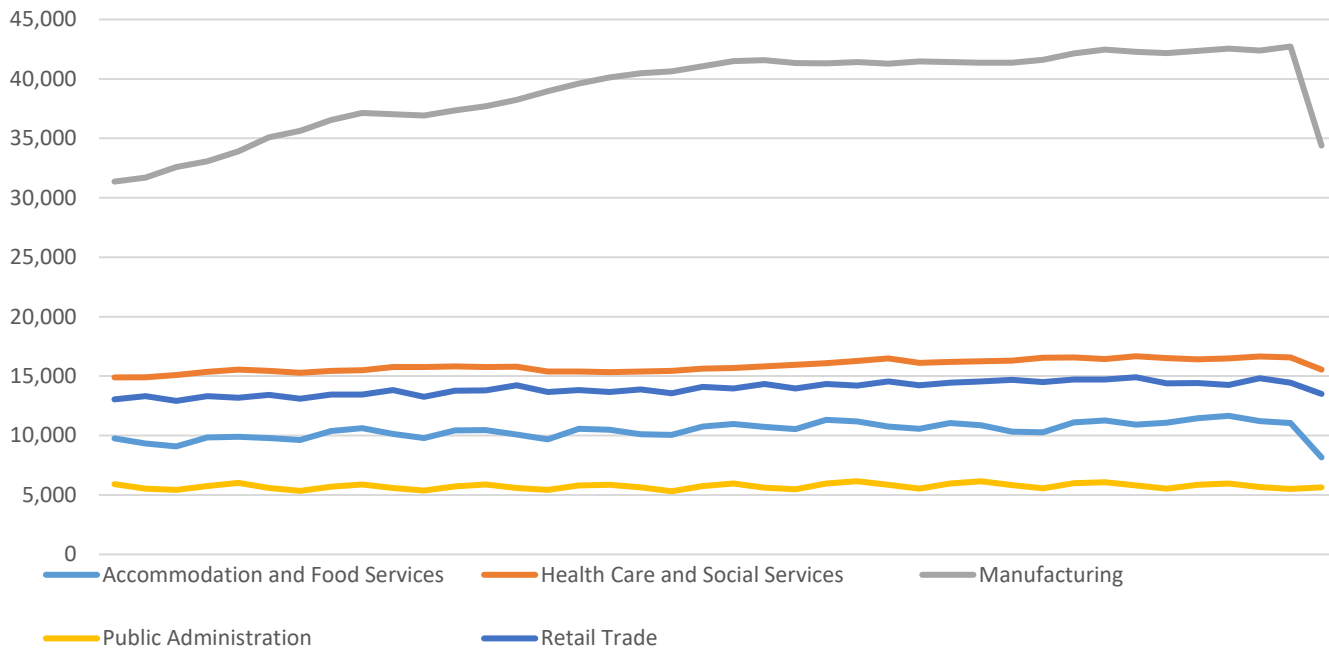
Bartholomew, Dearborn, Decatur, Franklin, Jackson, Jefferson, Jennings, Ohio, Ripley, and Switzerland Counties

Industry	Jobs	Previous Year	Establishments	Previous Year	Average Weekly Wage	Previous Year
Total	122,362	↓ -14.25%	6,529	↓ -0.78%	\$893	↑ 0.22%
Accommodation and Food Services	8,159	↓ -28.76%	559	↓ -1.41%	\$314	↑ 5.02%
Admin. & Support & Waste Mgt. & Rem. Services*	4,198	↓ -35.47%	283	↑ 1.43%	\$660	↑ 1.69%
Agriculture, Forestry, Fishing and Hunting*	421	↓ -3.00%	94	↓ -7.84%	\$685	↑ 4.42%
Arts, Entertainment, and Recreation*	1,078	↓ -41.98%	81	↓ -10.00%	\$395	↓ -17.36%
Construction*	4,840	↓ -4.20%	619	↓ -0.16%	\$1,006	↑ 5.01%
Educational Services*	7,660	↓ -9.13%	131	↑ 0.77%	\$743	↑ 11.23%
Finance and Insurance	2,765	↓ -1.67%	414	↑ 0.24%	\$1,191	↑ 5.77%
Health Care and Social Services	15,535	↓ -5.35%	687	↑ 1.03%	\$919	↑ 0.99%
Information*	950	↓ -12.92%	81	↑ 1.25%	\$788	↑ 9.60%
Management of Companies and Enterprises*	2,088	↓ -6.99%	50	↓ -1.96%	\$1,521	↓ -3.49%
Manufacturing	34,388	↓ -18.82%	471	↓ -0.21%	\$1,125	↓ -8.16%
Mining*	19	↓ -9.52%	16	↑ 6.67%	\$715	↑ 24.78%
Other Services (Except Public Administration)	2,255	↓ -18.27%	456	↓ -4.80%	\$543	↑ 12.66%
Professional, Scientific, and Technical Services	2,846	↓ -8.90%	431	↓ -0.46%	\$1,122	↑ 1.91%
Public Administration	5,647	↓ -3.59%	249	↑ 3.75%	\$799	↑ 7.54%
Real Estate and Rental and Leasing*	774	↓ -6.41%	242	↑ 0.41%	\$737	↑ 5.29%
Retail Trade	13,513	↓ -6.29%	982	↓ -1.60%	\$573	↑ 11.48%
Transportation & Warehousing*	5,499	↓ -17.67%	321	↓ -0.62%	\$972	↑ 4.97%
Utilities*	597	↓ -2.77%	61	↑ 1.67%	\$1,422	↑ 2.67%
Wholesale Trade*	3,775	↓ -4.26%	301	↓ -1.95%	\$1,177	↓ -0.76%

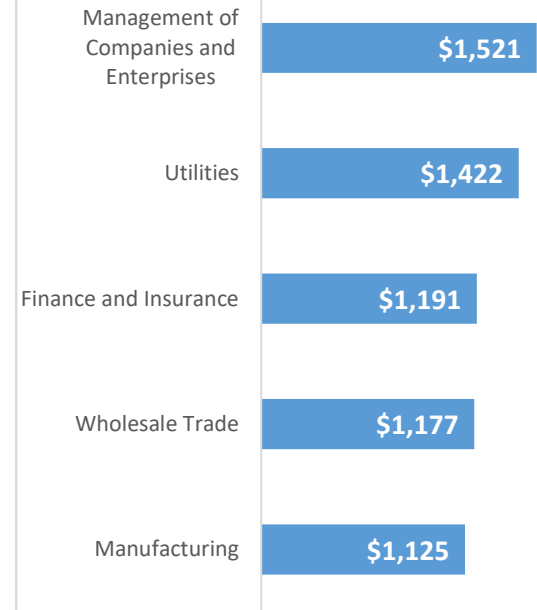
* These industries exclude county data (jobs and wages) that are not available due to non-disclosure requirements.

D = This item is not available due to non-disclosure requirements.

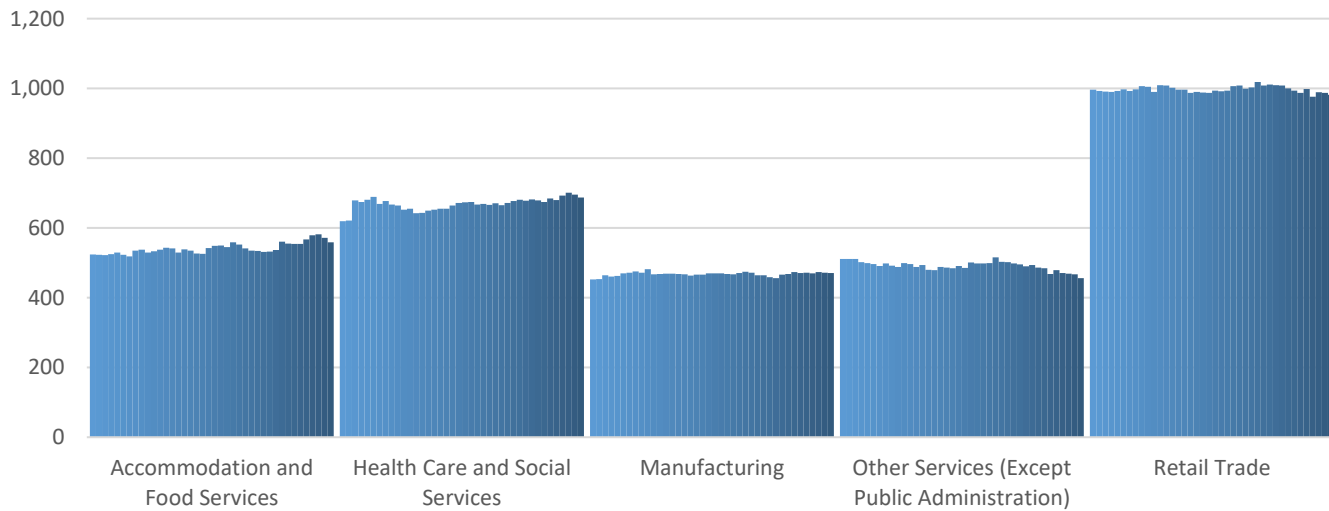
Top 5 Largest Industries by Jobs (past 10 years)



Top 5 Paying Industries by Average Weekly Wage



Top 5 Largest Industries by Establishments (past 10 years)



Source:

Quarterly Census of Employment and Wages,
Indiana Dept. of Workforce Development

For more information, contact:

Jillian A Gregory

Regional Workforce Analyst

812-537-2485

jgregory@dwd.in.gov



INDIANA
DEPARTMENT OF
WORKFORCE
DEVELOPMENT