

## INDUSTRY SECTOR SNAPSHOT

### Economic Growth Region 8

Quarter 4 2023

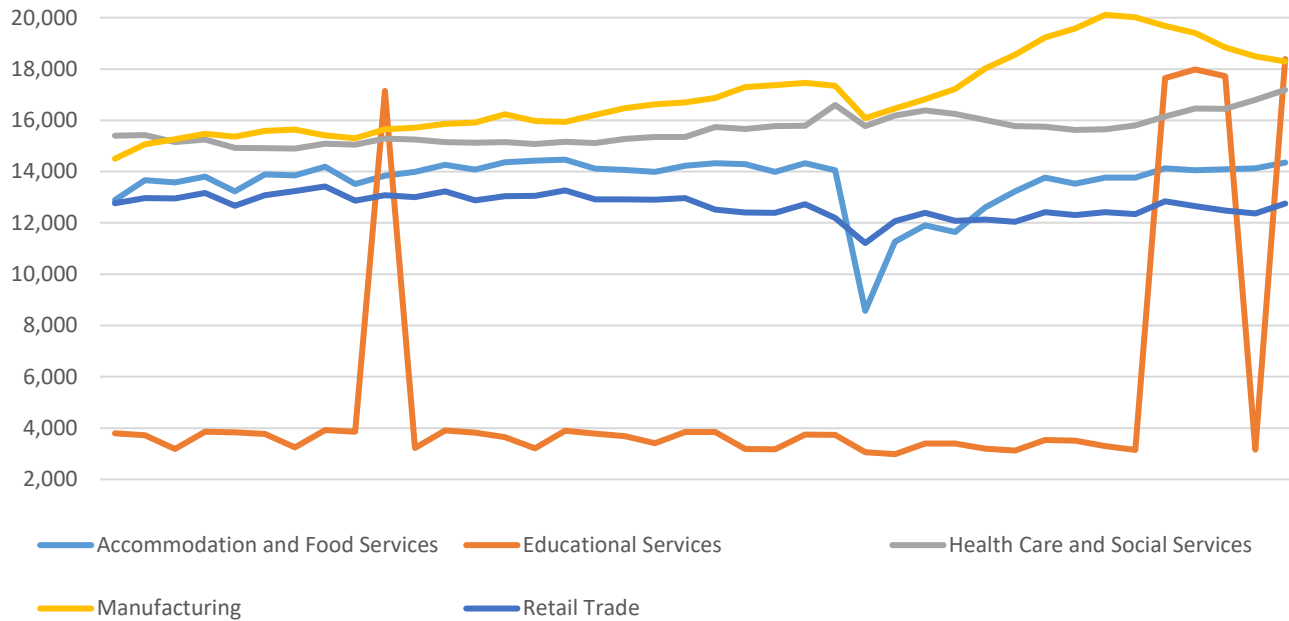
Brown, Daviess, Greene, Lawrence, Martin, Monroe, Orange, and Owen Counties

Industry	Jobs	Previous Year	Establishments	Previous Year	Average Weekly Wage	Previous Year
<b>Total</b>	<b>124,503</b>	<b>↑ 0.44%</b>	<b>6,650</b>	<b>↑ 0.54%</b>	<b>\$1,027</b>	<b>↑ 3.95%</b>
Accommodation and Food Services	14,348	↑ 1.59%	641	↓ -1.38%	\$454	↑ 4.61%
Admin. & Support & Waste Mgt. & Rem. Services*	2,969	↓ -7.39%	322	↑ 6.98%	\$815	↑ 4.22%
Agriculture, Forestry, Fishing and Hunting*	622	○ 0.00%	105	↑ 6.06%	\$1,106	↑ 23.44%
Arts, Entertainment, and Recreation*	1,031	↓ -3.10%	100	↑ 2.04%	\$519	↑ 5.49%
Construction	6,694	↓ -2.46%	728	↓ -1.49%	\$1,326	↑ 5.49%
Educational Services*	18,387	↑ 4.20%	163	↑ 1.24%	\$982	↑ 3.81%
Finance and Insurance	2,601	↑ 3.71%	381	↑ 1.87%	\$1,298	↑ 7.27%
Health Care and Social Services	17,187	↑ 6.47%	624	↑ 3.83%	\$1,050	↑ 4.48%
Information*	1,251	↑ 1.38%	116	↑ 0.87%	\$1,178	↑ 9.58%
Management of Companies and Enterprises*	530	↓ -7.18%	39	↓ -9.30%	\$2,652	↑ 3.63%
Manufacturing	18,289	↓ -7.09%	362	↓ -0.28%	\$1,230	↑ 4.24%
Mining*	372	↓ -15.07%	28	↑ 7.69%	\$1,270	↓ -3.05%
Other Services (Except Public Administration)	3,154	↑ 3.85%	478	↑ 1.70%	\$784	↑ 4.67%
Professional, Scientific, and Technical Services	5,618	↑ 2.09%	691	↑ 3.60%	\$1,499	↑ 6.16%
Public Administration	9,554	↑ 1.58%	138	↓ -25.41%	\$1,393	↓ -0.71%
Real Estate and Rental and Leasing*	1,367	↓ -2.22%	269	↓ -0.37%	\$999	↑ 3.74%
Retail Trade	12,755	↓ -0.69%	906	↓ -0.44%	\$612	↑ 2.51%
Transportation & Warehousing	3,232	↑ 1.35%	250	↓ -0.79%	\$1,156	↑ 5.57%
Utilities*	606	↑ 2.19%	43	○ 0.00%	\$1,849	↑ 3.30%
Wholesale Trade	2,770	↑ 1.47%	266	↑ 7.69%	\$1,395	↑ 6.00%

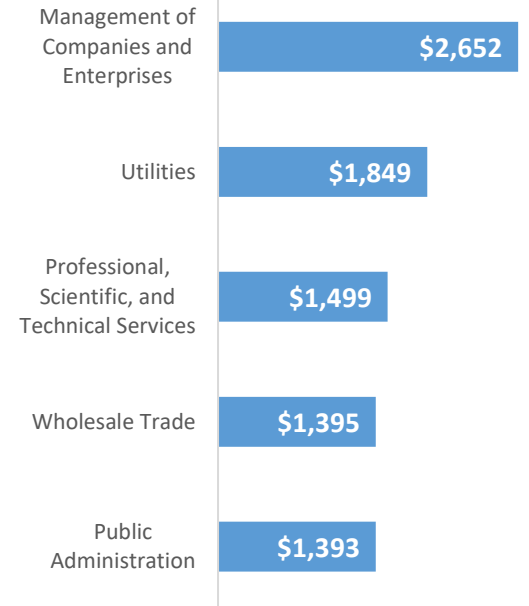
\* These industries exclude county data (jobs and wages) that are not available due to non-disclosure requirements.

D = This item is not available due to non-disclosure requirements.

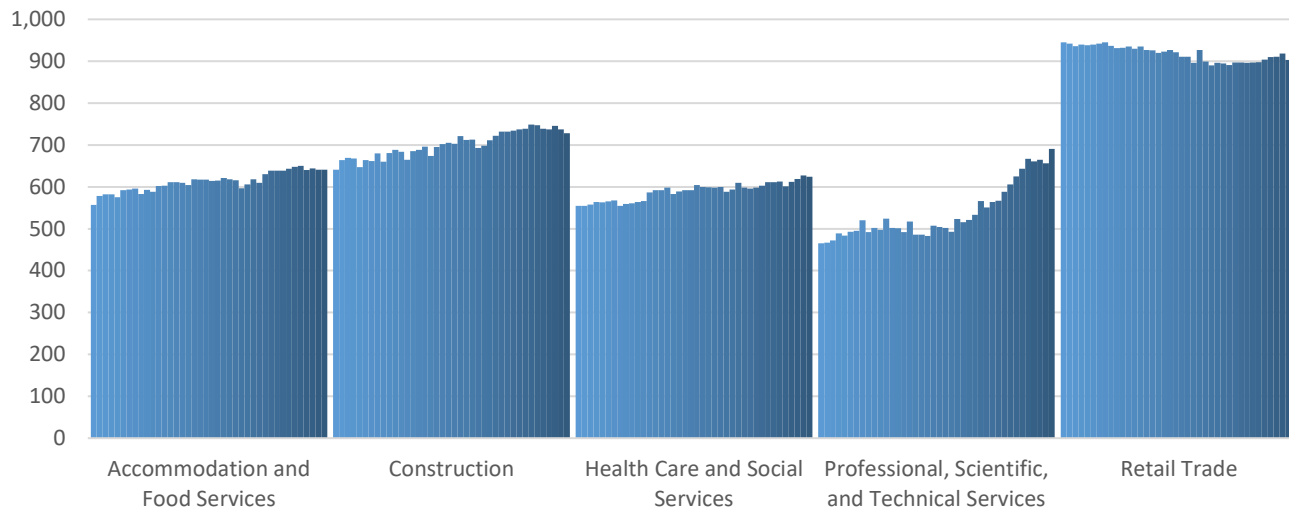
### Top 5 Largest Industries by Jobs (past 10 years)



### Top 5 Paying Industries by Average Weekly Wage



### Top 5 Largest Industries by Establishments (past 10 years)



Source:

*Quarterly Census of Employment and Wages, Indiana Dept. of Workforce Development*

For more information, contact:

**Cassie Janes**

Regional Workforce Analyst

[cjanes@dwd.in.gov](mailto:cjanes@dwd.in.gov)

