

## INDUSTRY SECTOR SNAPSHOT

## Quarter 2 2020

### Economic Growth Region 8

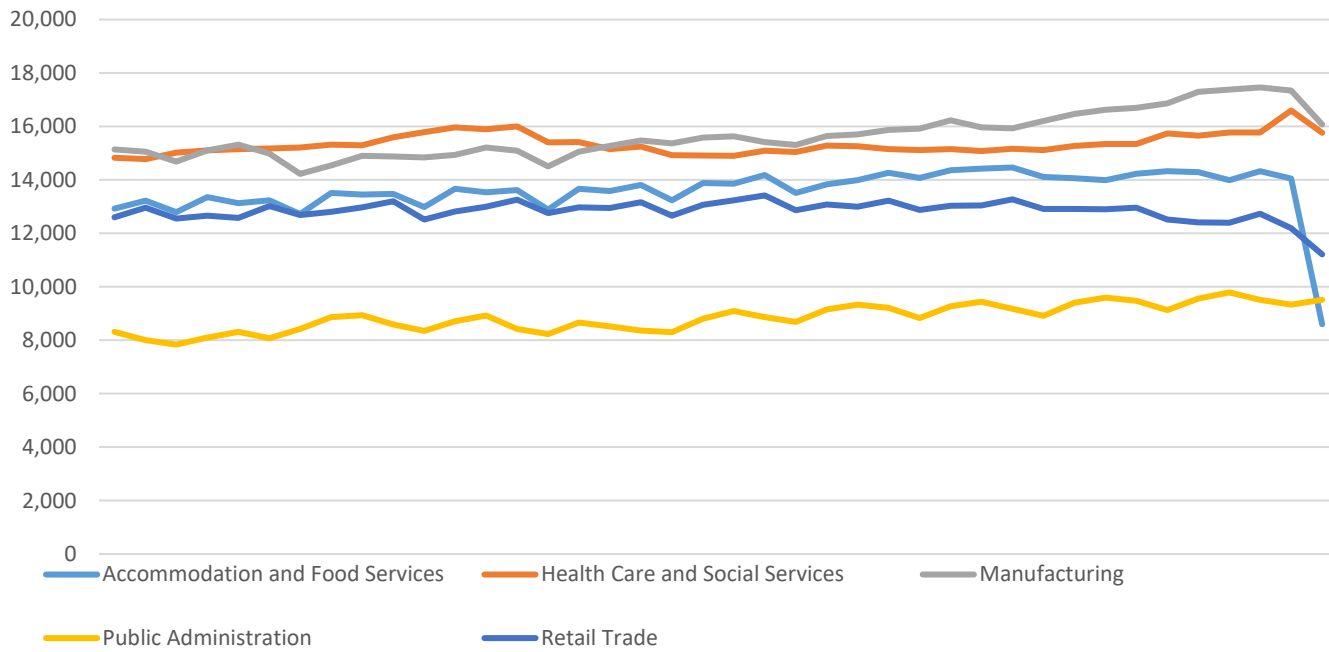
Brown, Daviess, Greene, Lawrence, Martin, Monroe, Orange, and Owen Counties

Industry	Jobs	Previous Year	Establishments	Previous Year	Average Weekly Wage	Previous Year
<b>Total</b>	<b>109,370</b>	<b>↓ -8.79%</b>	<b>6,177</b>	<b>↓ -1.09%</b>	<b>\$936</b>	<b>↑ 10.64%</b>
Accommodation and Food Services	8,599	↓ -39.82%	600	↓ -2.44%	\$349	↑ 4.49%
Admin. & Support & Waste Mgt. & Rem. Services	2,811	↓ -17.66%	265	↓ -0.38%	\$617	↑ 6.56%
Agriculture, Forestry, Fishing and Hunting*	497	↑ 6.88%	91	↑ 5.81%	\$800	↑ 9.29%
Arts, Entertainment, and Recreation*	564	↓ -36.34%	87	↓ -7.45%	\$457	↑ 28.37%
Construction	6,186	↑ 1.51%	701	↓ -2.77%	\$950	↑ 8.82%
Educational Services*	3,057	↓ -4.11%	145	○ 0.00%	\$688	↑ 23.74%
Finance and Insurance	2,546	↑ 2.45%	356	↑ 3.49%	\$1,093	↑ 6.84%
Health Care and Social Services	15,769	↑ 0.70%	589	↓ -1.83%	\$932	↑ 8.50%
Information	1,378	↓ -15.15%	100	↑ 1.01%	\$921	↑ 10.04%
Management of Companies and Enterprises*	418	↓ -32.58%	37	↓ -2.63%	\$2,163	↑ 8.10%
Manufacturing	16,079	↓ -7.03%	357	↓ -1.38%	\$988	↑ 1.96%
Mining*	525	↑ 27.12%	29	↓ -6.45%	\$1,147	↑ 6.30%
Other Services (Except Public Administration)	2,367	↓ -27.92%	459	↓ -4.57%	\$694	↑ 25.50%
Professional, Scientific, and Technical Services	4,992	↑ 2.09%	520	↑ 3.59%	\$1,223	↑ 2.60%
Public Administration	9,509	↓ -0.60%	196	↑ 1.55%	\$1,303	↑ 3.49%
Real Estate and Rental and Leasing	1,386	↓ -5.33%	248	↑ 2.06%	\$769	↑ 7.70%
Retail Trade	11,213	↓ -9.62%	890	↓ -2.31%	\$551	↑ 8.46%
Transportation & Warehousing*	3,011	↓ -7.21%	242	↓ -4.35%	\$914	↑ 8.94%
Utilities*	476	↓ -0.21%	39	↑ 2.63%	\$1,732	↓ -6.18%
Wholesale Trade*	2,482	↑ 0.45%	226	↑ 1.35%	\$1,236	↑ 20.94%

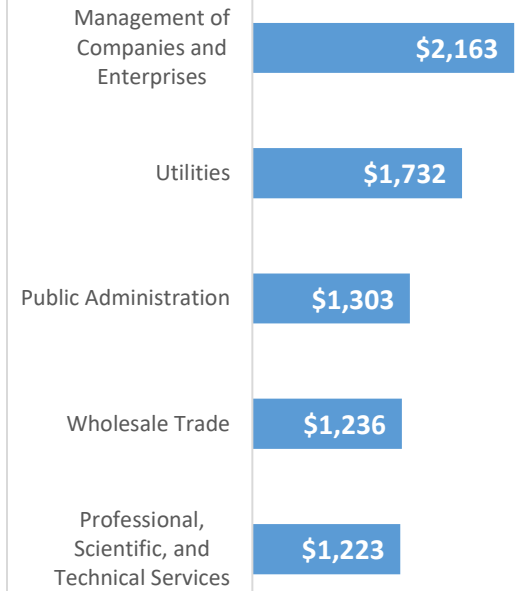
\* These industries exclude county data (jobs and wages) that are not available due to non-disclosure requirements.

D = This item is not available due to non-disclosure requirements.

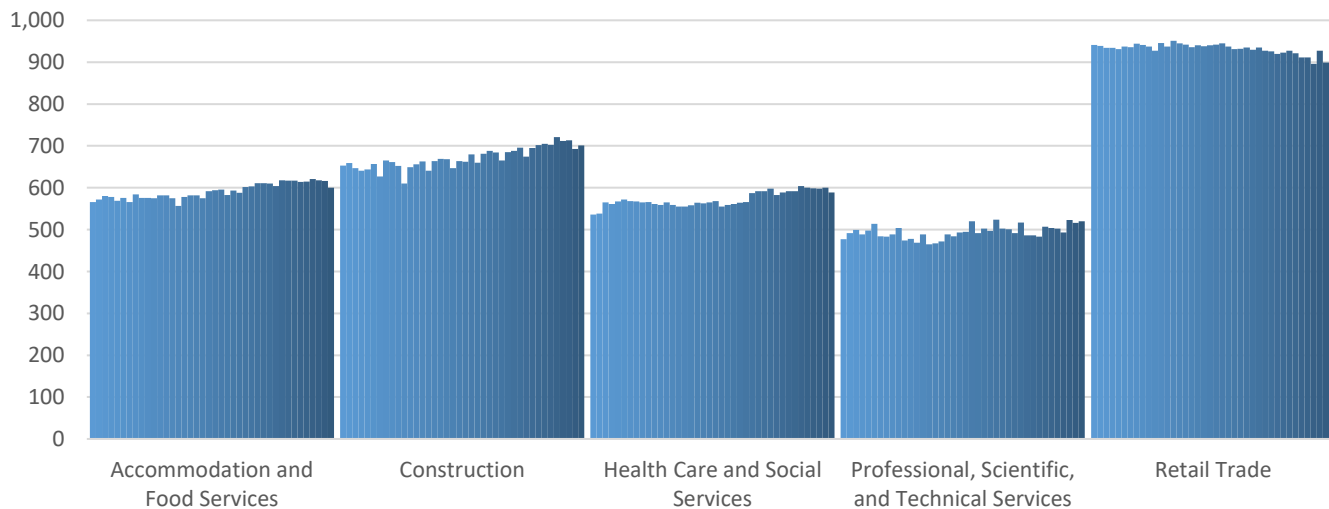
Top 5 Largest Industries by Jobs (past 10 years)



Top 5 Paying Industries by Average Weekly Wage



Top 5 Largest Industries by Establishments (past 10 years)



Source:

Quarterly Census of Employment and Wages,  
Indiana Dept. of Workforce Development

For more information, contact:

**Cassie Janes**

Regional Workforce Analyst

765.454.4760

[cjanes@dwd.in.gov](mailto:cjanes@dwd.in.gov)



INDIANA  
DEPARTMENT OF  
**WORKFORCE**  
DEVELOPMENT