

## INDUSTRY SECTOR SNAPSHOT

## Quarter 2 2020

### Economic Growth Region 7

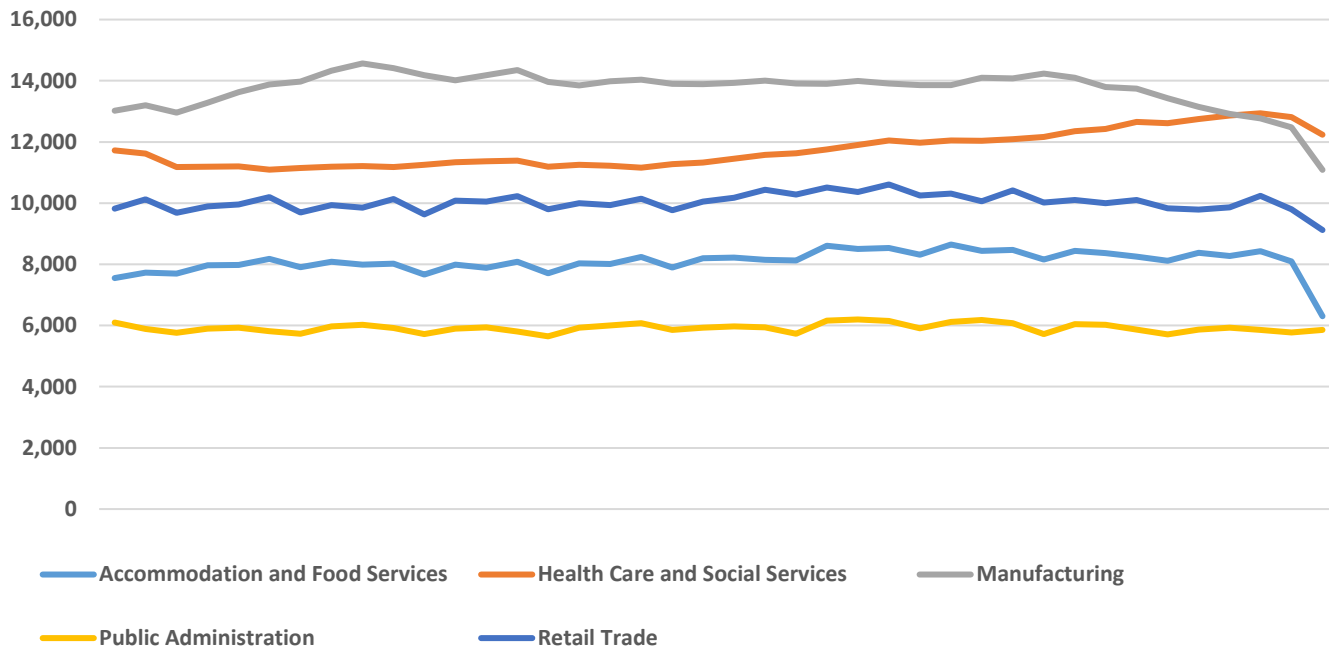
Clay, Parke, Putnam, Sullivan, Vermillion and Vigo Counties

Industry	Jobs	Previous Year	Establishments	Previous Year	Average Weekly Wage	Previous Year
<b>Total</b>	<b>74,190</b>	<b>↓ -10.09%</b>	<b>4,266</b>	<b>↓ -1.48%</b>	<b>\$820</b>	<b>↑ 4.59%</b>
Accommodation and Food Services	6,303	↓ -24.77%	420	↓ -3.45%	\$296	↑ 1.02%
Admin. & Support & Waste Mgt. & Rem. Services	2,274	↓ -27.21%	178	↓ -3.26%	\$586	↑ 10.78%
Agriculture, Forestry, Fishing and Hunting	412	↓ -2.60%	91	○ 0.00%	\$731	↑ 10.59%
Arts, Entertainment, and Recreation*	478	↓ -26.80%	58	↓ -3.33%	\$310	↑ 9.93%
Construction	3,476	↓ -4.37%	378	↑ 0.80%	\$1,090	↑ 7.81%
Educational Services*	7,697	↓ -12.00%	94	↓ -2.08%	\$902	↑ 7.13%
Finance and Insurance	1,893	↓ -6.19%	274	↑ 1.48%	\$1,151	↑ 12.18%
Health Care and Social Services	12,236	↓ -4.00%	461	↓ -3.56%	\$819	↑ 0.49%
Information	787	↓ -5.52%	49	↑ 6.52%	\$867	↑ 9.47%
Management of Companies and Enterprises*	317	↑ 8.56%	27	↓ -3.57%	\$1,162	↑ 1.57%
Manufacturing	11,088	↓ -15.68%	209	↓ -1.88%	\$1,003	↓ -1.67%
Mining*	117	↓ -84.90%	20	↓ -13.04%	\$960	↓ -57.91%
Other Services (Except Public Administration)	1,731	↓ -23.24%	330	↓ -5.71%	\$603	↑ 14.86%
Professional, Scientific, and Technical Services	1,422	↓ -3.98%	274	↑ 1.48%	\$902	↑ 5.13%
Public Administration	5,854	↓ -0.26%	193	↑ 1.58%	\$915	↑ 6.77%
Real Estate and Rental and Leasing	906	↓ -13.71%	138	↓ -4.83%	\$904	↑ 15.75%
Retail Trade	9,121	↓ -6.78%	651	↓ -0.61%	\$555	↑ 10.12%
Transportation & Warehousing	3,921	↓ -2.41%	231	↓ -1.28%	\$900	↓ -5.36%
Utilities*	617	↓ -1.59%	31	↓ -6.06%	\$1,782	↓ -1.60%
Wholesale Trade	1,704	↑ 3.52%	159	↑ 3.25%	\$956	↑ 4.03%

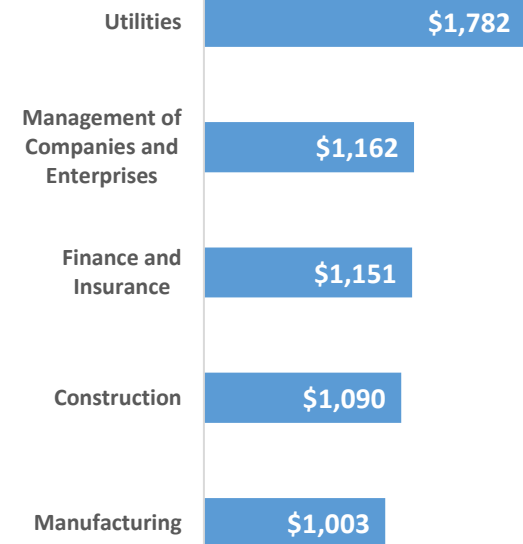
\* These industries exclude county data (jobs and wages) that are not available due to non-disclosure requirements.

D = This item is not available due to non-disclosure requirements.

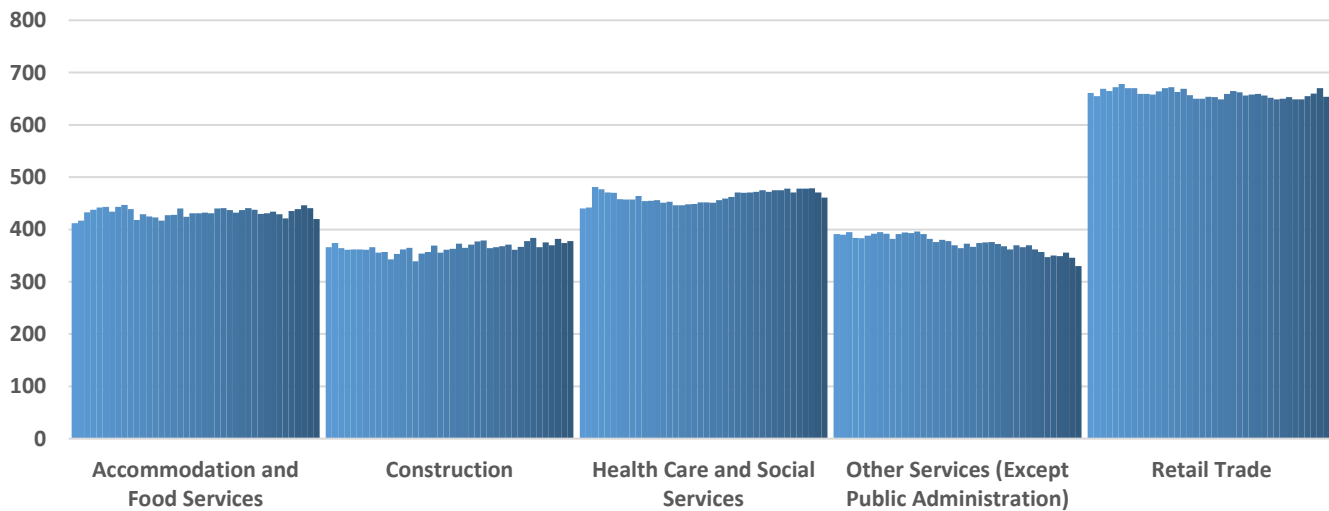
### Top 5 Largest Industries by Jobs (past 10 years)



### Top 5 Paying Industries by Average Weekly Wage



### Top 5 Largest Industries by Establishments (past 10 years)



Source:

*Quarterly Census of Employment and Wages, Indiana Dept. of Workforce Development*

For more information, contact:

**Kim Stevenson**

Regional Workforce Analyst

(812) 242-6427

[kstevenson@dwd.in.gov](mailto:kstevenson@dwd.in.gov)



**INDIANA**  
DEPARTMENT OF  
**WORKFORCE**  
DEVELOPMENT