

INDUSTRY SECTOR SNAPSHOT

Quarter 1 2020

Economic Growth Region 7

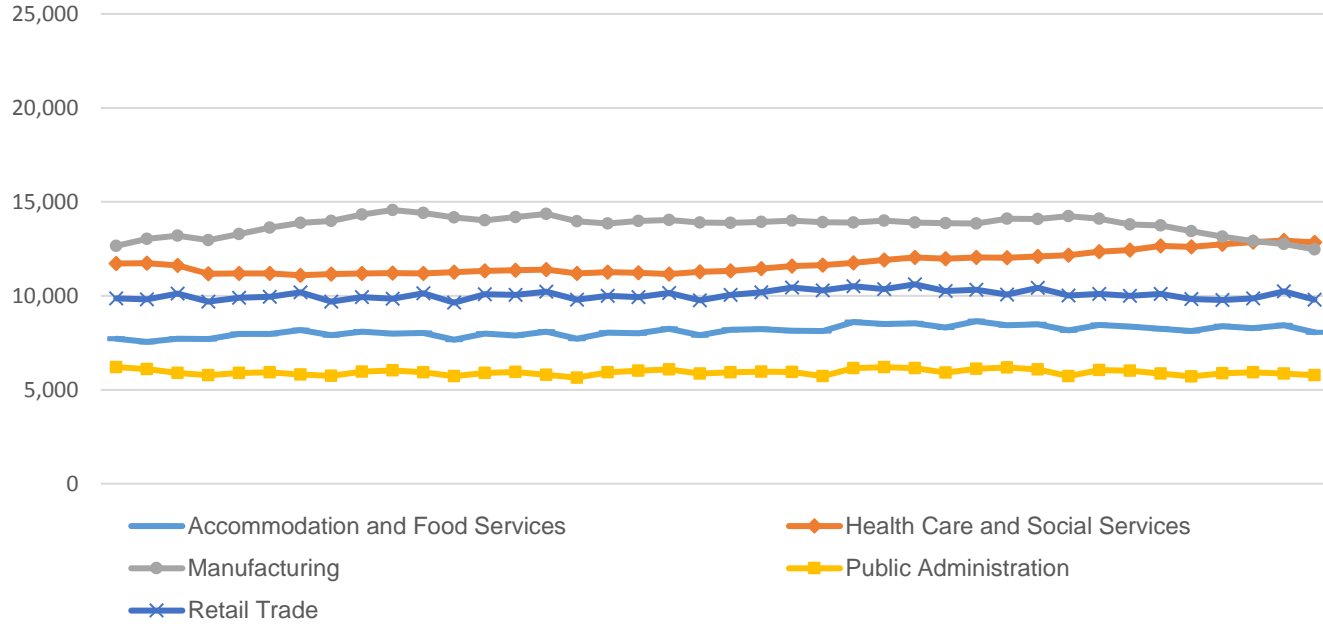
Clay Parke, Putnam, Sullivan, Vermillion, and Vigo Counties

Industry	Jobs	Previous Year	Establishments	Previous Year	Average Weekly Wage	Previous Year
Total	80,617	↓ -1.23%	4,313	↑ 1.41%	\$811	↑ 2.79%
Accommodation and Food Services	8,053	↓ -0.83%	443	↑ 5.23%	\$284	↑ 4.03%
Admin. & Support & Waste Mgt. & Rem. Services	2,766	↓ -0.54%	171	↑ 0.59%	\$543	↓ -1.63%
Agriculture, Forestry, Fishing and Hunting	392	↓ -2.97%	93	↑ 3.33%	\$703	↑ 9.33%
Arts, Entertainment, and Recreation*	479	↑ 1.27%	61	↑ 5.17%	\$328	↑ 8.61%
Construction	3,430	↑ 2.08%	373	↑ 1.91%	\$1,064	↑ 8.79%
Educational Services*	8,846	↓ -0.60%	95	↑ 2.15%	\$839	↑ 1.82%
Finance and Insurance	1,995	↓ -1.24%	268	↓ -0.74%	\$1,189	↑ 3.48%
Health Care and Social Services	12,847	↑ 1.88%	472	↑ 0.21%	\$936	↑ 5.88%
Information	834	↑ 1.09%	51	↑ 13.33%	\$871	↑ 14.45%
Management of Companies and Enterprises*	329	↓ -1.79%	29	↑ 7.41%	\$1,269	↑ 5.57%
Manufacturing	12,472	↓ -7.16%	214	○ 0.00%	\$1,064	↓ -0.84%
Mining*	120	↓ -84.29%	20	↓ -9.09%	\$1,009	↓ -49.58%
Other Services (Except Public Administration)	2,101	↓ -7.49%	348	↑ 0.29%	\$557	↑ 10.08%
Professional, Scientific, and Technical Services	1,542	↓ -0.32%	276	↑ 3.37%	\$847	↑ 2.92%
Public Administration	5,777	↑ 1.16%	189	↑ 0.53%	\$838	↑ 2.20%
Real Estate and Rental and Leasing	904	↓ -6.13%	139	↓ -4.14%	\$1,207	↑ 39.06%
Retail Trade	9,798	↓ -0.34%	653	↑ 0.62%	\$512	↑ 4.92%
Transportation & Warehousing	4,045	↑ 0.37%	229	○ 0.00%	\$738	↓ -0.54%
Utilities*	621	↓ -0.96%	32	○ 0.00%	\$2,139	↑ 0.85%
Wholesale Trade	1,700	↑ 8.07%	157	↑ 5.37%	\$965	↑ 2.22%

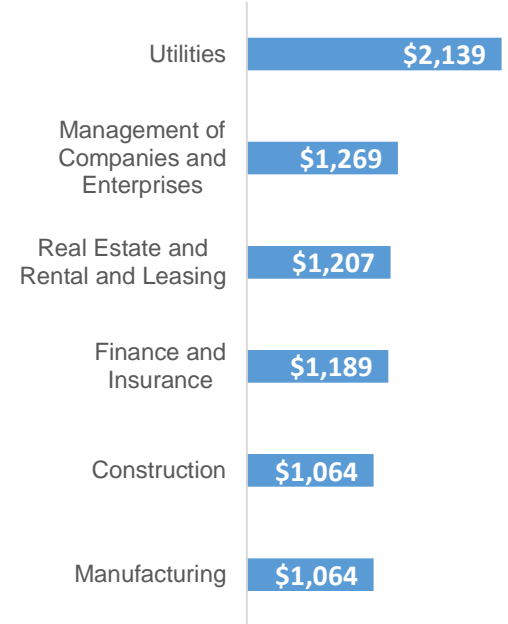
* These industries exclude county data (jobs and wages) that are not available due to non-disclosure requirements.

D = This item is not available due to non-disclosure requirements.

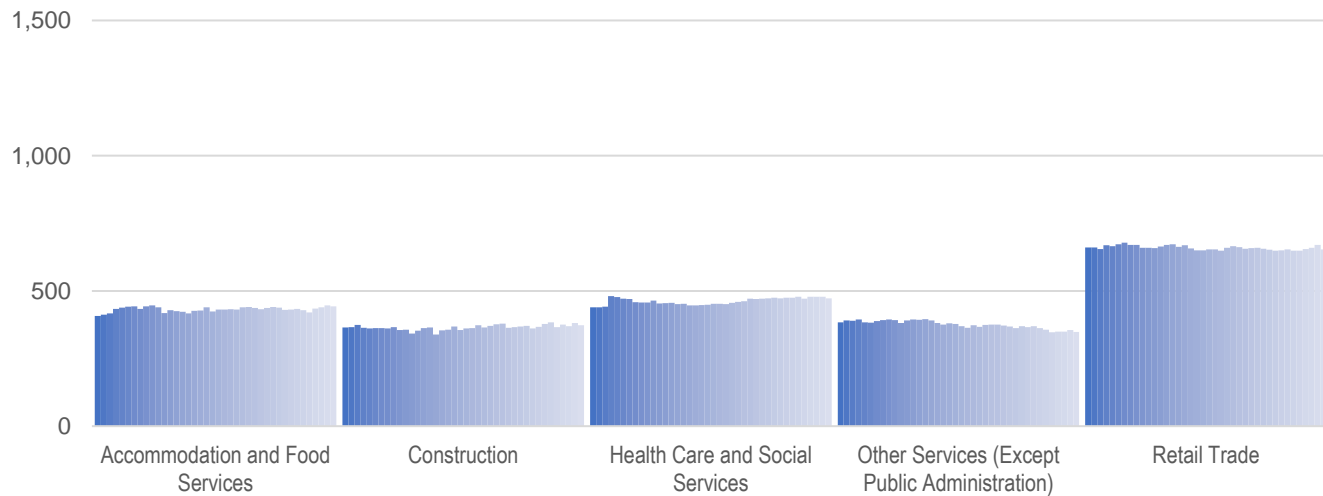
Top 5 Largest Industries by Jobs (past 10 years)



Top 5 Paying Industries by Average Weekly Wage



Top 5 Largest Industries by Establishments (past 10 years)



Source:

Quarterly Census of Employment and Wages,
Indiana Dept. of Workforce Development

For more information, contact:

Kim Stevenson

Regional Workforce Analyst

812-242-6427

kstevenson@dwd.in.gov



INDIANA
DEPARTMENT OF
WORKFORCE
DEVELOPMENT