

Economic Growth Region 7

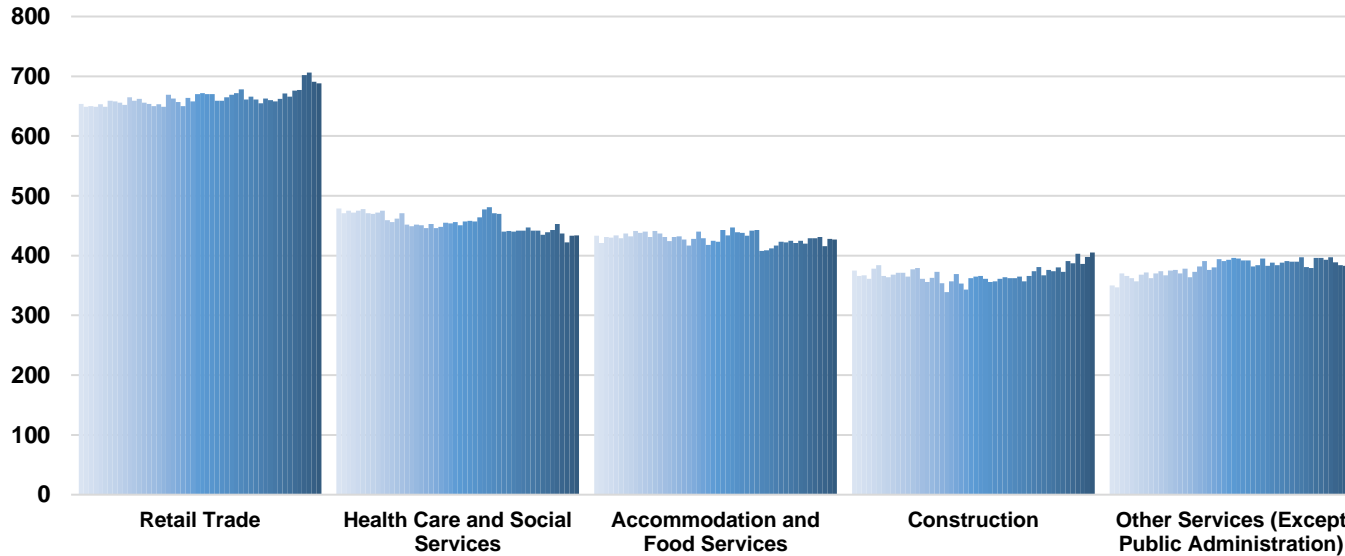
Clay, Parke, Putnam, Sullivan, Vermillion, and Vigo Counties

Industry	Jobs	Previous Year	Establishments	Previous Year	Average Weekly Wage	Previous Year
Total	82,358	↓ -1.76%	4,325	↑ 0.16%	\$784	↑ 7.54%
Accommodation and Food Services	8,367	↓ -3.24%	433	↓ -0.92%	\$293	↑ 9.33%
Admin. & Support & Waste Mgt. & Rem. Services	3,124	↓ -20.29%	184	↓ -4.17%	\$530	↓ -8.78%
Agriculture, Forestry, Fishing and Hunting	423	↑ 0.95%	91	↑ 4.60%	\$661	↑ 13.18%
Arts, Entertainment, and Recreation*	653	↑ 11.43%	60	↑ 3.45%	\$282	↑ 3.68%
Construction	3,631	↓ -0.82%	375	↑ 2.46%	\$1,012	↑ 0.20%
Educational Services*	8,747	↑ 10.95%	96	↑ 4.35%	\$842	↑ 3.69%
Finance and Insurance	2,015	↓ -3.63%	269	↑ 0.75%	\$1,026	↑ 20.42%
Health Care and Social Services	12,751	↑ 5.86%	479	↑ 1.70%	\$815	↑ 3.16%
Information	833	↓ -1.42%	46	↓ -6.12%	\$792	↑ 3.80%
Management of Companies and Enterprises*	292	↓ -8.18%	28	↑ 12.00%	\$1,144	↑ 6.02%
Manufacturing	12,992	↓ -6.23%	212	↑ 1.44%	\$1,026	↑ 5.34%
Mining*	766	↑ 723.66%	22	○ 0.00%	\$2,287	↑ 137.49%
Other Services (Except Public Administration)	2,337	↑ 6.96%	350	↓ -4.89%	\$506	↓ -0.39%
Professional, Scientific, and Technical Services	1,481	↑ 2.85%	270	↑ 1.12%	\$858	↑ 1.54%
Public Administration	5,869	↓ -4.12%	190	↑ 2.70%	\$857	↑ 10.87%
Real Estate and Rental and Leasing	1,050	↑ 11.23%	145	↑ 9.02%	\$781	↑ 6.84%
Retail Trade	9,776	↓ -5.24%	654	↓ -0.76%	\$504	↑ 8.39%
Transportation & Warehousing	4,023	↓ -2.85%	235	↑ 3.52%	\$950	↑ 25.99%
Utilities*	627	↓ -1.88%	33	↓ -2.94%	\$1,811	↑ 4.62%
Wholesale Trade	1,636	↓ -4.27%	153	↓ -10.00%	\$920	↑ 1.66%

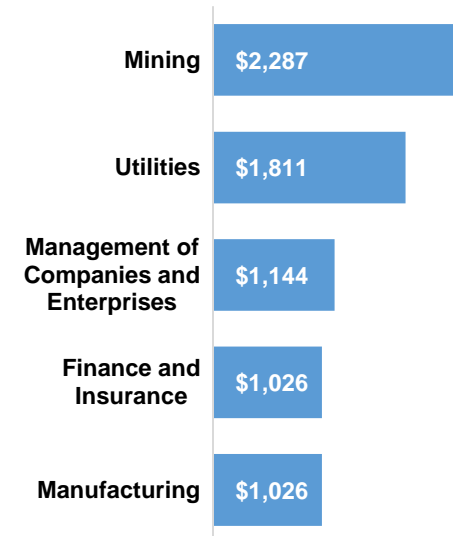
* These industries exclude county data (jobs and wages) that are not available due to non-disclosure requirements.

D = This item is not available due to non-disclosure requirements.

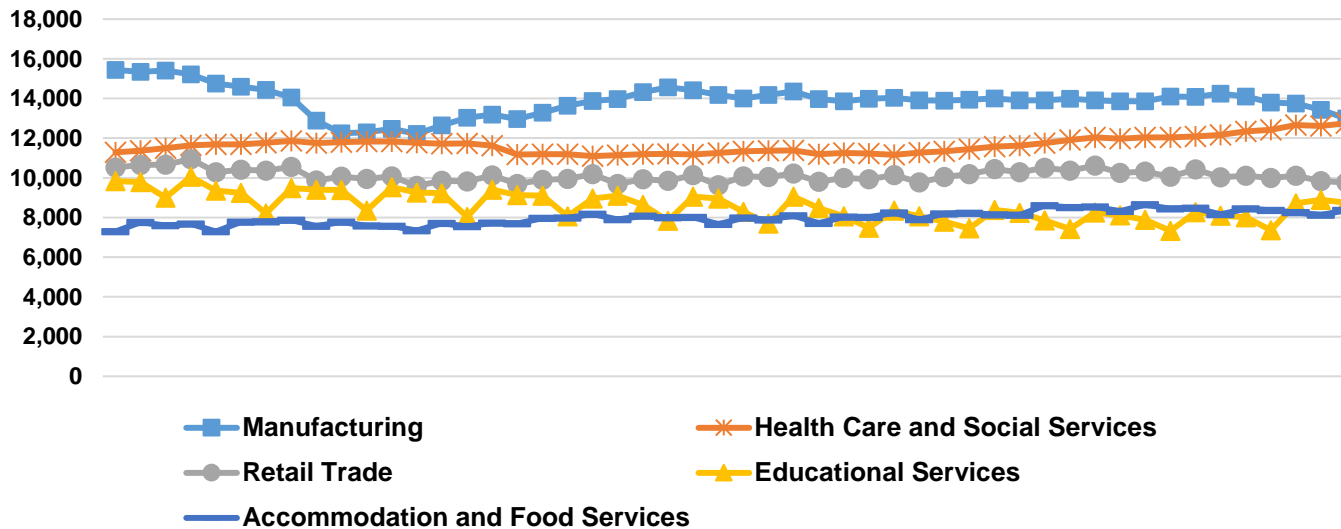
**Historic Trend of Top 5 Largest Industries by Establishments
1Q 2007 - 2Q 2019**



**Top 5 Paying Industries by
Average Weekly Wage
2Q 2019**



**Historic Trend of Top 5 Largest Industries by Jobs
1Q 2007 - 2Q 2019**



Source:

*Quarterly Census of Employment and Wages,
Indiana Dept. of Workforce Development*

For more information, contact:

Kim Stevenson

Regional Workforce Analyst

(812) 242-6427

kstevenson@dwd.in.gov



INDIANA
DEPARTMENT OF
WORKFORCE
DEVELOPMENT