

INDUSTRY SECTOR SNAPSHOT

Economic Growth Region 6

Quarter 4 2023

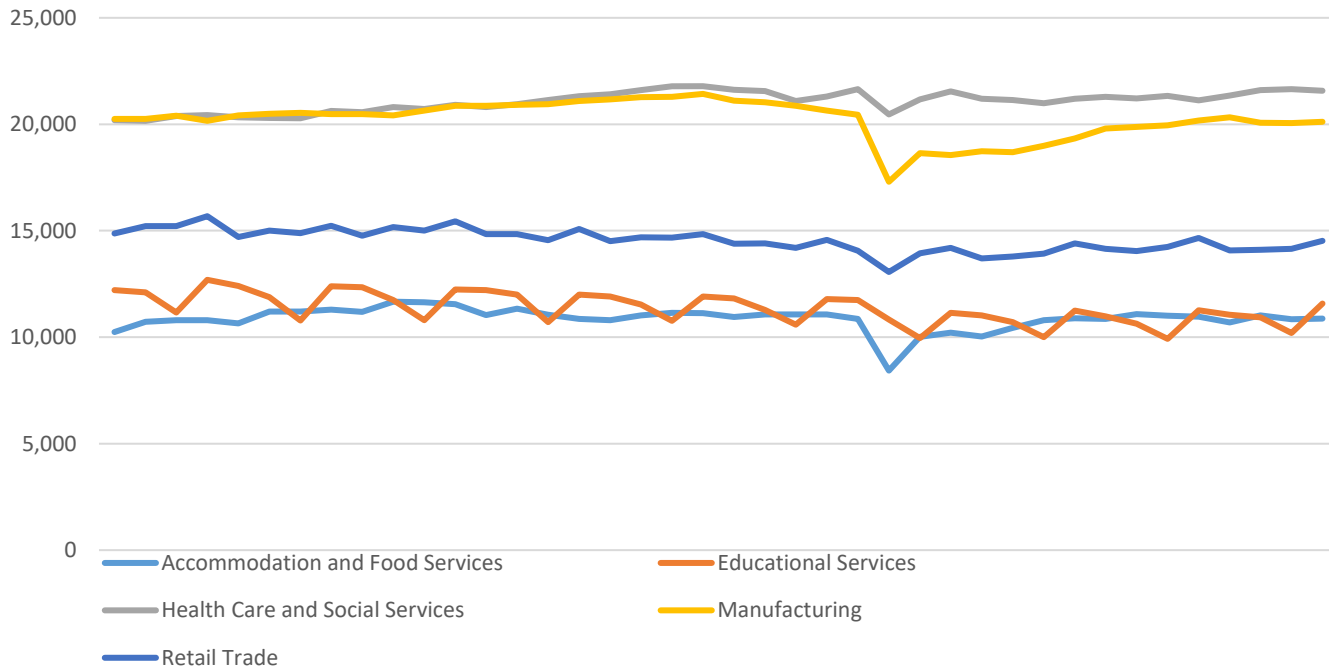
Blackford, Delaware, Fayette, Henry, Jay, Randolph, Rush, Union, and Wayne Counties

Industry	Jobs	Previous Year	Establishments	Previous Year	Average Weekly Wage	Previous Year
Total	117,428	↑ 0.19%	6,475	↑ 0.14%	\$964	↑ 3.99%
Accommodation and Food Services	10,868	↓ -0.83%	568	↓ -0.35%	\$373	↑ 5.67%
Admin. & Support & Waste Mgt. & Rem. Services	4,849	↑ 2.60%	288	↓ -2.04%	\$877	↑ 3.18%
Agriculture, Forestry, Fishing and Hunting*	1,282	↑ 14.77%	150	↑ 1.35%	\$975	↑ 9.55%
Arts, Entertainment, and Recreation*	673	↓ -28.02%	93	↑ 3.33%	\$477	↑ 13.03%
Construction	4,936	↓ -7.51%	584	↑ 2.82%	\$1,248	↑ 2.97%
Educational Services*	11,585	↑ 2.81%	132	↑ 2.33%	\$962	↑ 6.30%
Finance and Insurance	3,079	↑ 4.44%	406	↑ 0.50%	\$1,205	↑ 4.78%
Health Care and Social Services	21,580	↑ 2.13%	665	↑ 1.53%	\$1,137	↑ 4.31%
Information	971	↓ -3.67%	90	↓ -1.10%	\$806	↑ 6.05%
Management of Companies and Enterprises*	783	↑ 14.14%	33	↓ -5.71%	\$1,606	↓ -5.31%
Manufacturing	20,113	↓ -0.34%	421	↓ -0.47%	\$1,186	↑ 3.67%
Mining*	34	D	12	↑ 9.09%	\$2,368	D
Other Services (Except Public Administration)	3,228	↑ 4.26%	461	↑ 0.22%	\$648	↑ 2.53%
Professional, Scientific, and Technical Services	2,869	↓ -3.76%	458	↑ 2.00%	\$1,244	↑ 2.56%
Public Administration	5,077	↓ -0.78%	151	↓ -29.11%	\$905	↑ 5.60%
Real Estate and Rental and Leasing*	1,018	↓ -19.59%	244	↑ 6.09%	\$957	↑ 13.79%
Retail Trade	14,519	↓ -1.00%	1,066	↑ 1.43%	\$605	↓ -2.26%
Transportation & Warehousing	3,774	↑ 3.43%	273	↓ -1.80%	\$1,144	↑ 3.72%
Utilities*	507	↓ -0.98%	35	○ 0.00%	\$1,691	↑ 3.74%
Wholesale Trade	3,148	↑ 1.42%	345	↑ 3.92%	\$1,385	↑ 5.89%

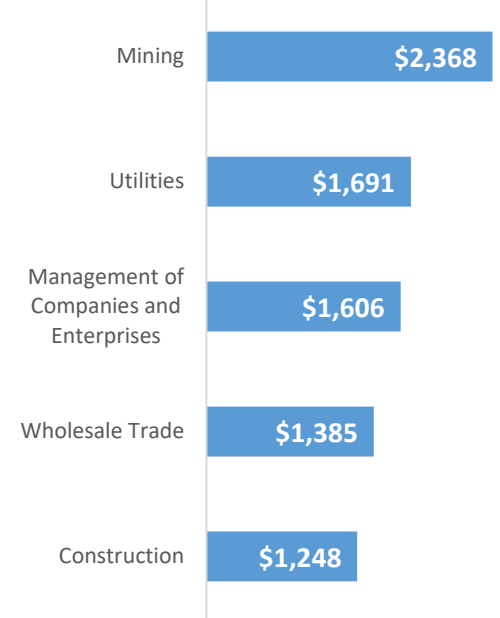
* These industries exclude county data (jobs and wages) that are not available due to non-disclosure requirements.

D = This item is not available due to non-disclosure requirements.

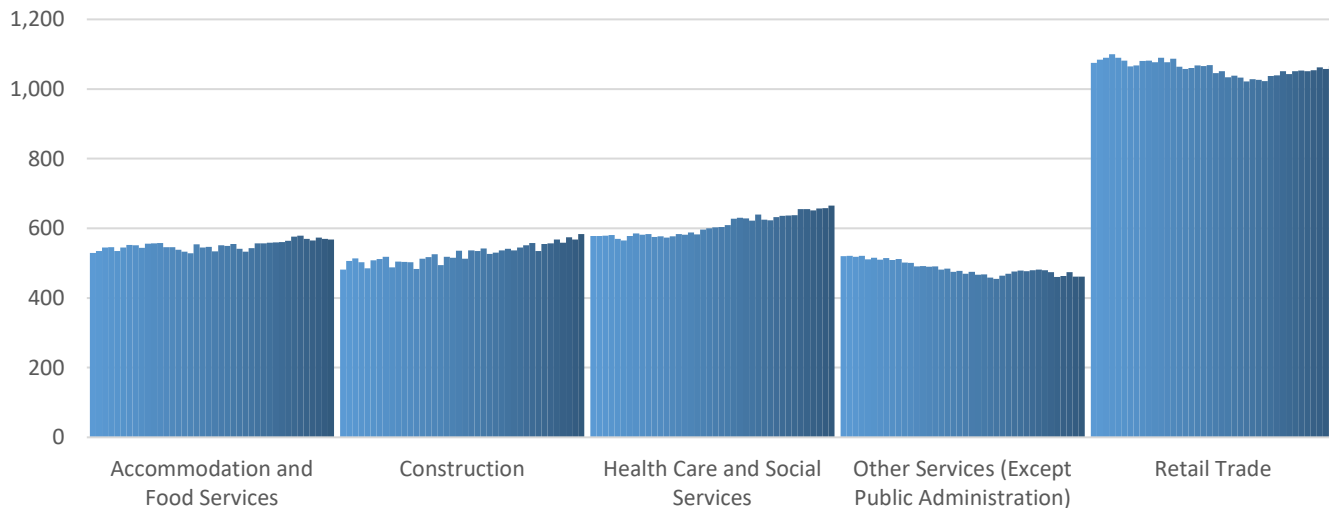
Top 5 Largest Industries by Jobs (past 10 years)



Top 5 Paying Industries by Average Weekly Wage



Top 5 Largest Industries by Establishments (past 10 years)



Source:

Quarterly Census of Employment and Wages,
Indiana Dept. of Workforce Development

For more information, contact:

Alex Corn

Regional Workforce Analyst

(260) 255-5098

dcorn@dwd.in.gov

