

INDUSTRY SECTOR SNAPSHOT

Quarter 2 2020

Economic Growth Region 6

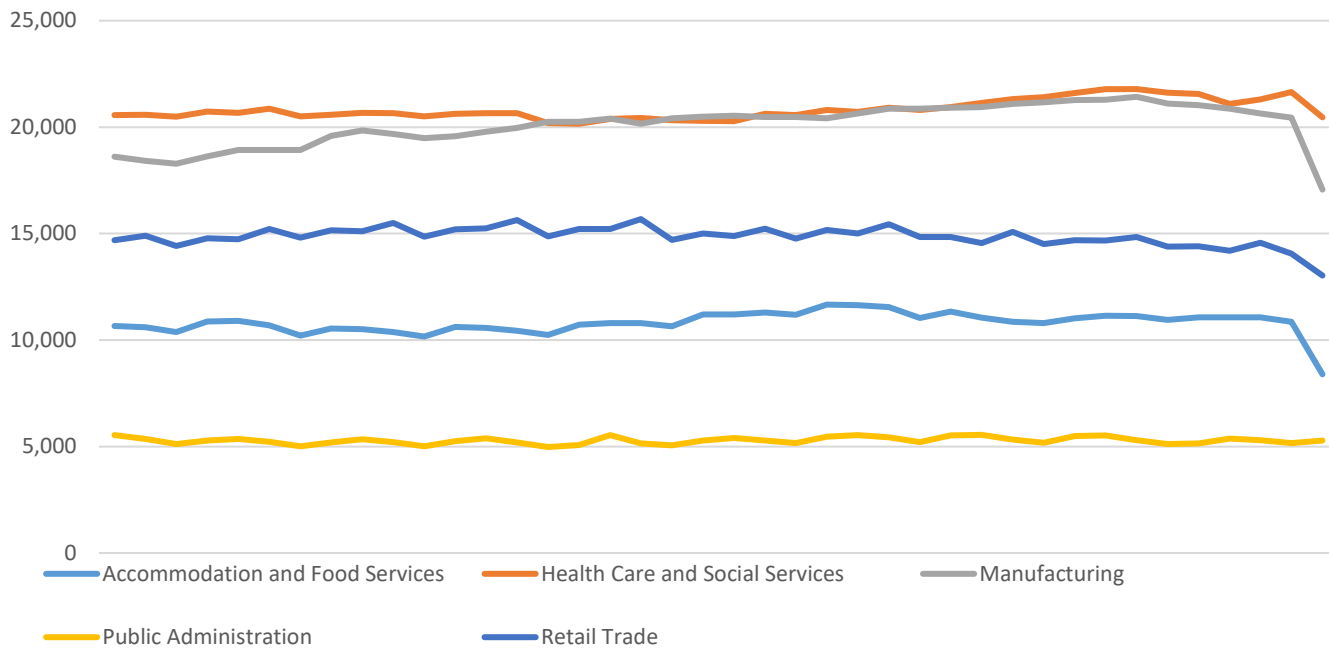
Blackford, Delaware, Fayette, Henry, Jay, Randolph, Rush, Union, and Wayne Counties

Industry	Jobs	Previous Year	Establishments	Previous Year	Average Weekly Wage	Previous Year
Total	105,442	↓ -10.82%	6,144	↓ -0.87%	\$808	↑ 8.46%
Accommodation and Food Services	8,395	↓ -24.14%	534	↓ -3.09%	\$299	↓ -0.33%
Admin. & Support & Waste Mgt. & Rem. Services	4,408	↓ -17.67%	257	↓ -1.15%	\$663	↑ 7.28%
Agriculture, Forestry, Fishing and Hunting*	1,122	↑ 2.00%	133	↑ 5.56%	\$732	↑ 10.57%
Arts, Entertainment, and Recreation*	642	↓ -37.49%	88	↓ -6.38%	\$349	↑ 6.73%
Construction	4,117	↓ -4.50%	528	↓ -1.68%	\$918	↑ 5.40%
Educational Services*	10,831	↓ -4.03%	123	↓ -3.15%	\$789	↑ 8.38%
Finance and Insurance	3,239	↓ -7.64%	408	↑ 1.49%	\$1,468	↑ 52.92%
Health Care and Social Services	20,461	↓ -5.12%	628	↑ 3.97%	\$943	↑ 9.78%
Information*	970	↓ -14.31%	86	○ 0.00%	\$734	↑ 15.41%
Management of Companies and Enterprises*	385	↓ -3.27%	32	↓ -5.88%	\$1,736	↑ 1.52%
Manufacturing	17,068	↓ -18.86%	419	↓ -0.71%	\$952	↓ -0.63%
Mining*	D	D	11	○ 0.00%	D	D
Other Services (Except Public Administration)	2,475	↓ -17.03%	456	↓ -4.00%	\$544	↑ 20.09%
Professional, Scientific, and Technical Services	2,855	↓ -5.24%	384	↑ 1.05%	\$979	↑ 5.95%
Public Administration	5,278	↑ 2.49%	219	↑ 4.29%	\$767	↑ 2.54%
Real Estate and Rental and Leasing	971	↓ -4.33%	203	↓ -1.46%	\$648	↑ 0.47%
Retail Trade	13,032	↓ -9.57%	1,024	↓ -2.57%	\$541	↑ 6.92%
Transportation & Warehousing	3,276	↓ -7.54%	263	↓ -4.01%	\$929	↑ 1.20%
Utilities*	528	↑ 6.02%	36	↑ 2.86%	\$1,406	↓ -1.95%
Wholesale Trade	2,982	↓ -4.39%	312	↓ -0.32%	\$977	↑ 3.06%

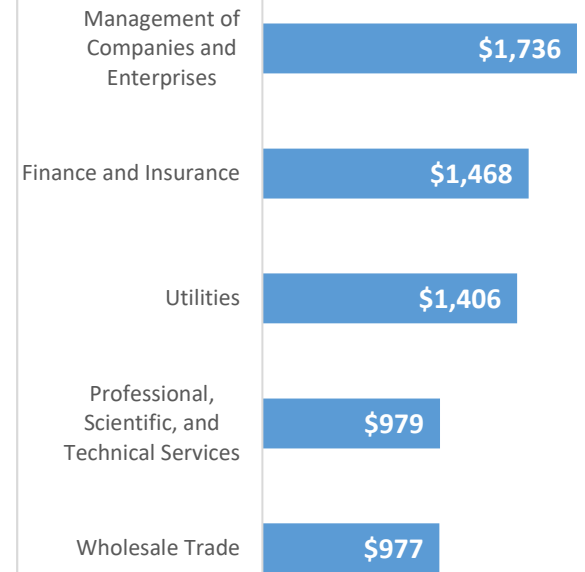
* These industries exclude county data (jobs and wages) that are not available due to non-disclosure requirements.

D = This item is not available due to non-disclosure requirements.

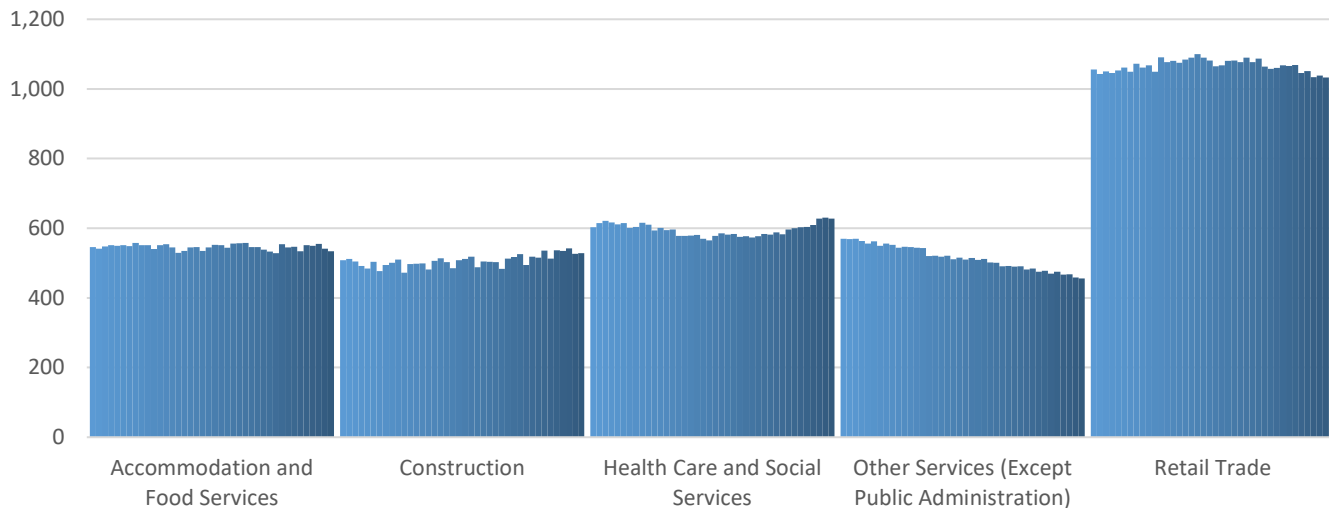
Top 5 Largest Industries by Jobs (past 10 years)



Top 5 Paying Industries by Average Weekly Wage



Top 5 Largest Industries by Establishments (past 10 years)



Source:

Quarterly Census of Employment and Wages, Indiana Dept. of Workforce Development

For more information, contact:

Kent Sellers

Regional Workforce Analyst

(260) 469-4313

wsellers@dwd.in.gov



INDIANA
DEPARTMENT OF
WORKFORCE
DEVELOPMENT