

INDUSTRY SECTOR SNAPSHOT

Quarter 1 2020

Economic Growth Region 6

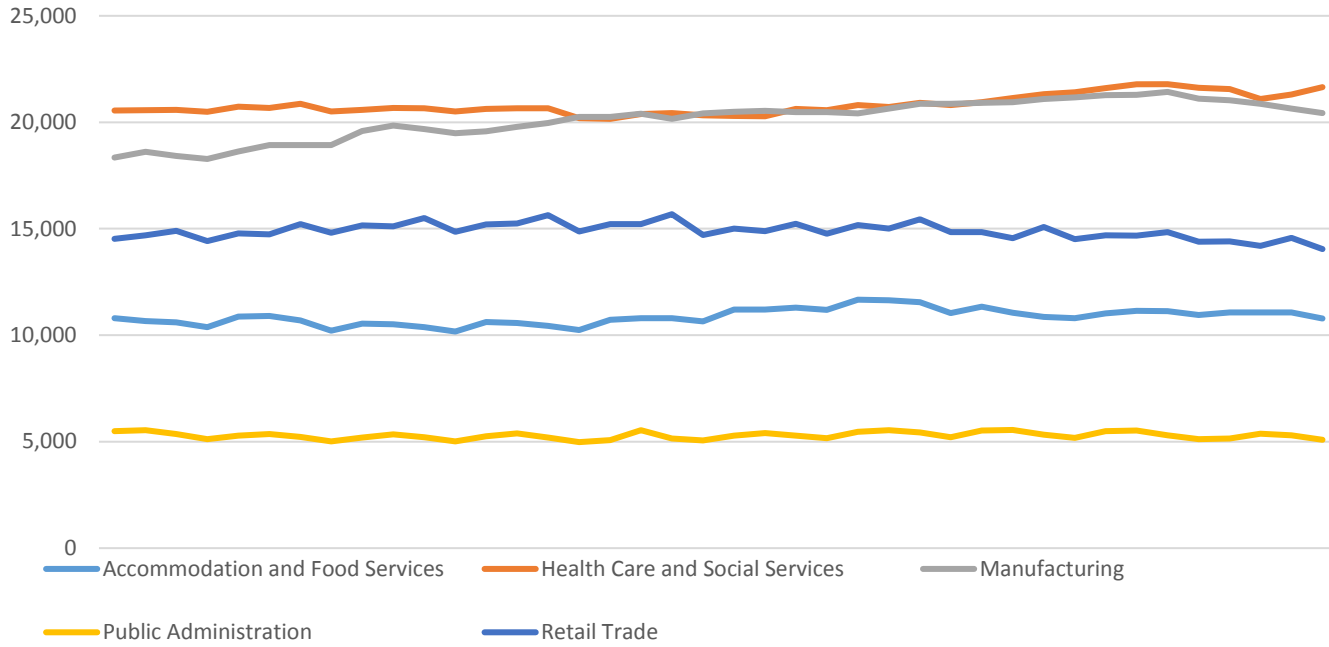
Blackford, Delaware, Fayette, Henry, Jay, Randolph, Rush, Union, and Wayne Counties

Industry	Jobs	Previous Year	Establishments	Previous Year	Average Weekly Wage	Previous Year
Total	115,816	↓ -1.85%	6,142	↓ -0.16%	\$784	↑ 4.12%
Accommodation and Food Services	10,782	↓ -1.56%	542	↑ 1.50%	\$281	↑ 2.55%
Admin. & Support & Waste Mgt. & Rem. Services	4,948	↓ -8.76%	250	↓ -2.34%	\$647	↑ 2.21%
Agriculture, Forestry, Fishing and Hunting*	970	↓ -7.18%	130	↑ 4.00%	\$752	↑ 13.08%
Arts, Entertainment, and Recreation	695	↓ -8.55%	82	↓ -3.53%	\$336	↑ 8.04%
Construction	4,071	↑ 1.07%	524	↑ 2.14%	\$848	↑ 8.86%
Educational Services*	11,728	↓ -0.73%	126	↓ -0.79%	\$854	↑ 2.77%
Finance and Insurance	3,354	↓ -3.62%	397	↓ -2.93%	\$1,240	↓ -0.08%
Health Care and Social Services	21,643	↑ 0.11%	629	↑ 4.31%	\$893	↑ 8.37%
Information*	1,096	↓ -3.09%	88	↑ 4.76%	\$700	↑ 5.90%
Management of Companies and Enterprises*	389	↓ -4.66%	34	↓ -2.86%	\$2,227	↑ 7.43%
Manufacturing	20,438	↓ -3.18%	421	↓ -0.94%	\$970	↑ 1.57%
Mining*	D	D	10	↓ -9.09%	D	D
Other Services (Except Public Administration)	3,030	↑ 4.99%	459	↓ -2.34%	\$489	↑ 7.95%
Professional, Scientific, and Technical Services	2,934	↓ -3.77%	381	↓ -2.31%	\$983	↑ 4.13%
Public Administration	5,093	↓ -0.55%	217	↑ 2.84%	\$756	↑ 5.44%
Real Estate and Rental and Leasing	996	↓ -0.80%	205	↓ -1.91%	\$628	↓ -5.42%
Retail Trade	14,046	↓ -2.44%	1,031	↓ -1.43%	\$504	↑ 4.35%
Transportation & Warehousing	3,354	↓ -4.17%	263	↓ -2.95%	\$884	↑ 2.91%
Utilities*	514	↑ 2.39%	37	↑ 5.71%	\$1,871	↓ -2.86%
Wholesale Trade	3,052	↑ 0.36%	316	↑ 0.96%	\$1,010	↑ 1.71%

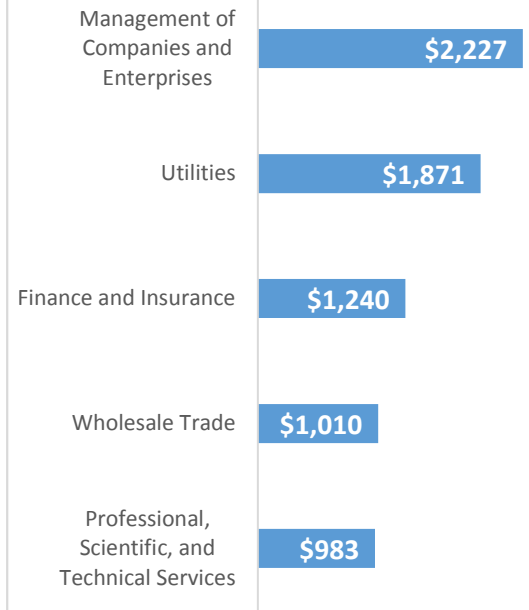
* These industries exclude county data (jobs and wages) that are not available due to non-disclosure requirements.

D = This item is not available due to non-disclosure requirements.

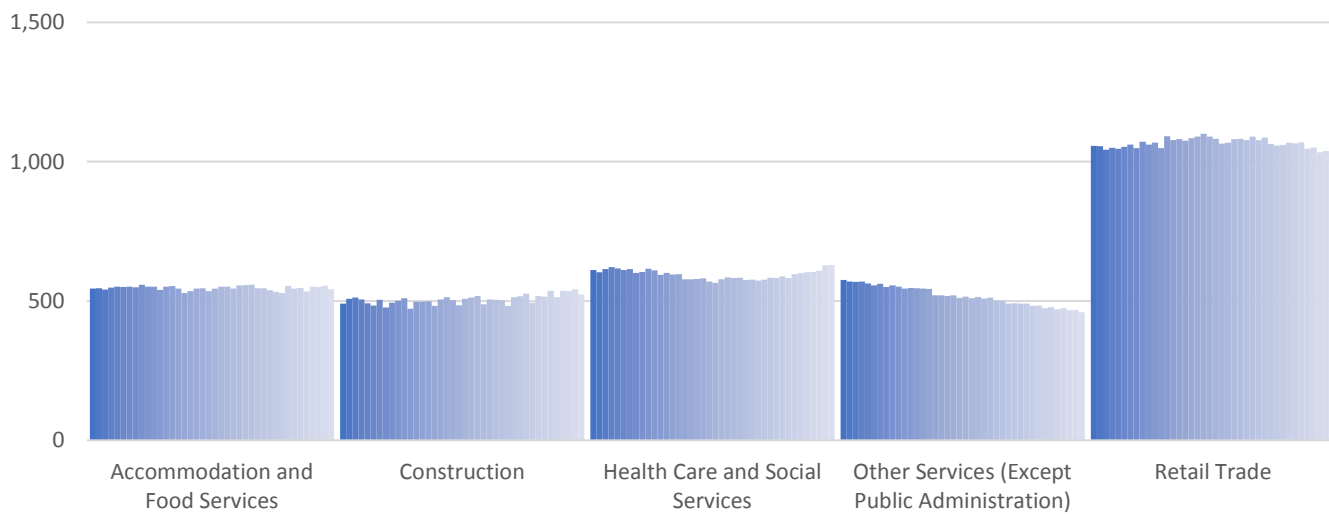
Top 5 Largest Industries by Jobs (10-year time series)



Top 5 Paying Industries by Average Weekly Wage



Top 5 Largest Industries by Establishments (10-year time series)



Source:

Quarterly Census of Employment and Wages, Indiana Dept. of Workforce Development

For more information, contact:

Kent Sellers

Regional Workforce Analyst

(260) 469-4313

wsellers@dwd.in.gov



INDIANA
DEPARTMENT OF
WORKFORCE
DEVELOPMENT