



# HOOSIERS BY THE NUMBERS

Your premier source for labor market information for Indiana.



## INDUSTRY SECTOR SNAPSHOT

### Economic Growth Region 5

Quarter 4 2023

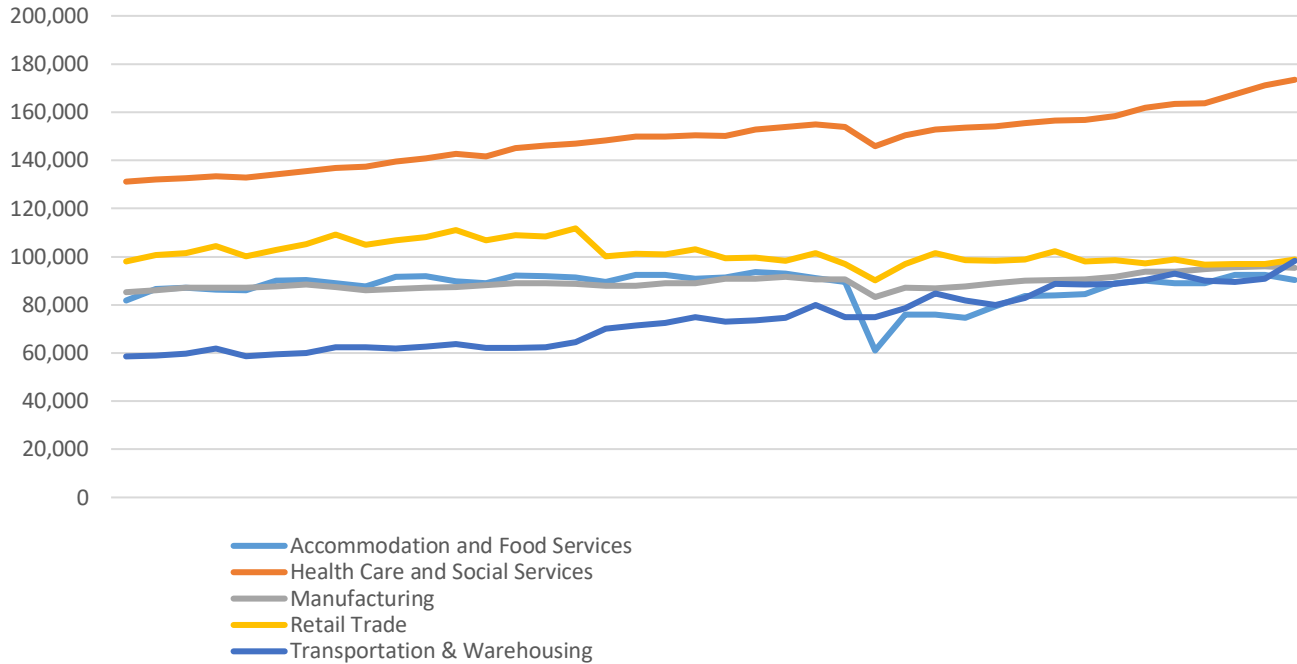
Boone, Hamilton, Hancock, Hendricks, Johnson, Madison, Marion, Morgan, and Shelby Counties

Industry	Jobs	Previous Year	Establishments	Previous Year	Average Weekly Wage	Previous Year
<b>Total</b>	<b>1,087,789</b>	<b>↑ 2.31%</b>	<b>52,553</b>	<b>↑ 2.02%</b>	<b>\$1,284</b>	<b>↑ 3.22%</b>
Accommodation and Food Services	90,264	↑ 1.54%	4,238	↑ 1.36%	\$507	↑ 4.32%
Admin. & Support & Waste Mgt. & Rem. Services	82,345	↓ -4.28%	3,562	↓ -4.02%	\$914	↓ -0.65%
Agriculture, Forestry, Fishing and Hunting	2,365	↑ 1.63%	221	↓ -4.33%	\$1,163	↑ 6.99%
Arts, Entertainment, and Recreation*	17,028	↑ 7.68%	860	↑ 6.17%	\$1,375	↑ 5.04%
Construction	61,162	↑ 5.90%	4,279	↑ 1.52%	\$1,662	↑ 4.92%
Educational Services	74,084	↑ 3.33%	1,144	↑ 2.33%	\$978	↑ 4.15%
Finance and Insurance	48,618	↓ -0.12%	3,449	↑ 3.29%	\$1,819	↑ 5.14%
Health Care and Social Services	173,474	↑ 6.14%	5,131	↑ 3.91%	\$1,334	↑ 1.75%
Information	11,743	↓ -2.54%	899	↑ 3.81%	\$1,518	↑ 3.83%
Management of Companies and Enterprises*	13,537	↓ -1.44%	398	↑ 3.11%	\$2,065	↓ -0.53%
Manufacturing	95,277	↑ 1.60%	1,894	↓ -0.47%	\$1,758	↑ 7.59%
Mining*	630	↑ 18.64%	42	↓ -6.67%	\$1,775	↓ -3.11%
Other Services (Except Public Administration)	32,916	↑ 5.25%	4,161	↑ 1.76%	\$978	↑ 4.04%
Professional, Scientific, and Technical Services	70,464	↓ -0.46%	7,831	↑ 4.90%	\$2,006	↑ 5.08%
Public Administration	46,101	↑ 3.31%	372	↓ -17.88%	\$1,353	↑ 3.92%
Real Estate and Rental and Leasing	16,846	↓ -0.84%	2,792	↑ 2.50%	\$1,380	↓ -11.99%
Retail Trade	98,866	↑ 0.05%	5,478	↑ 0.48%	\$770	↓ -0.13%
Transportation & Warehousing	98,268	↑ 5.69%	1,970	↑ 2.60%	\$1,112	↑ 1.65%
Utilities*	4,533	↑ 0.89%	105	↑ 3.96%	\$2,139	↑ 9.24%
Wholesale Trade	48,245	↑ 1.88%	3,727	↑ 4.60%	\$1,775	↑ 2.48%

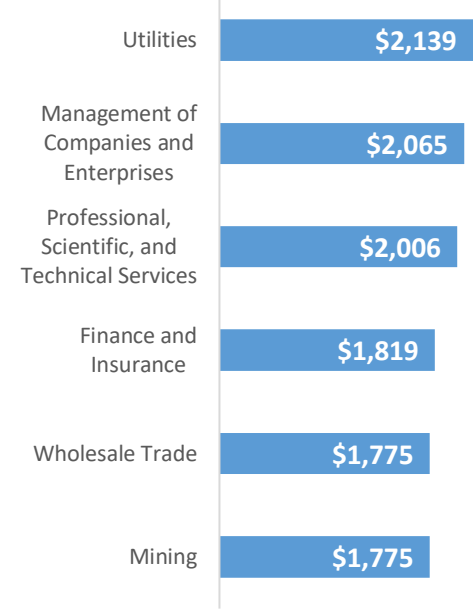
\* These industries exclude county data (jobs and wages) that are not available due to non-disclosure requirements.

D = This item is not available due to non-disclosure requirements.

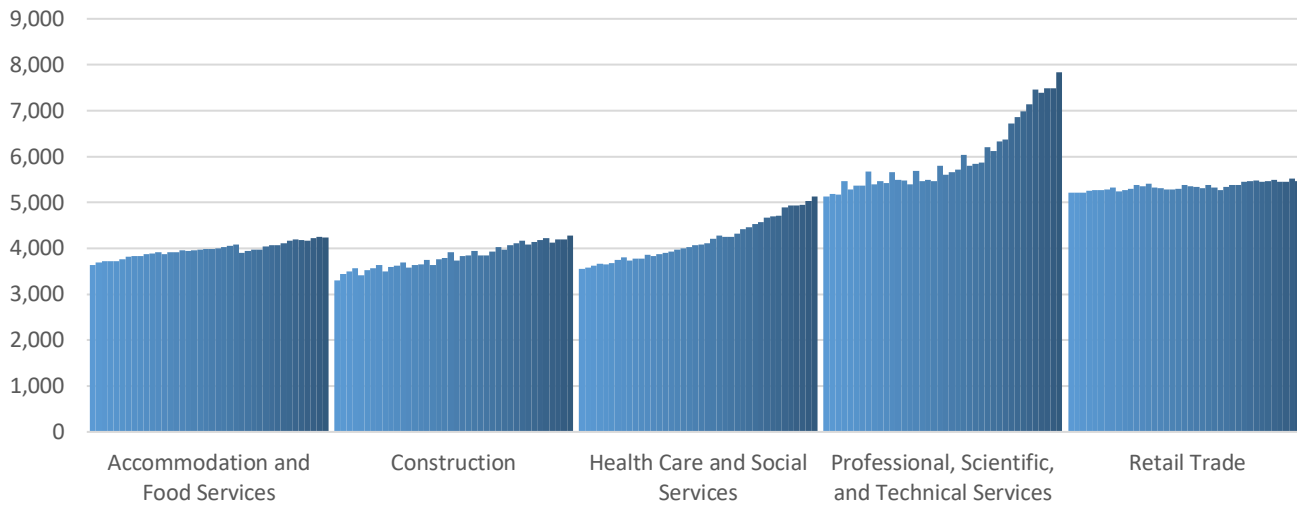
### Top 5 Largest Industries by Jobs (past 10 years)



### Top 5 Paying Industries by Average Weekly Wage



### Top 5 Largest Industries by Establishments (past 10 years)



Source:

*Quarterly Census of Employment and Wages, Indiana Dept. of Workforce Development*

For more information, contact:

**Alex Corn**

Regional Workforce Analyst

[DCorn@dwd.in.gov](mailto:DCorn@dwd.in.gov)

