

## INDUSTRY SECTOR SNAPSHOT

## Quarter 2 2020

### Economic Growth Region 5

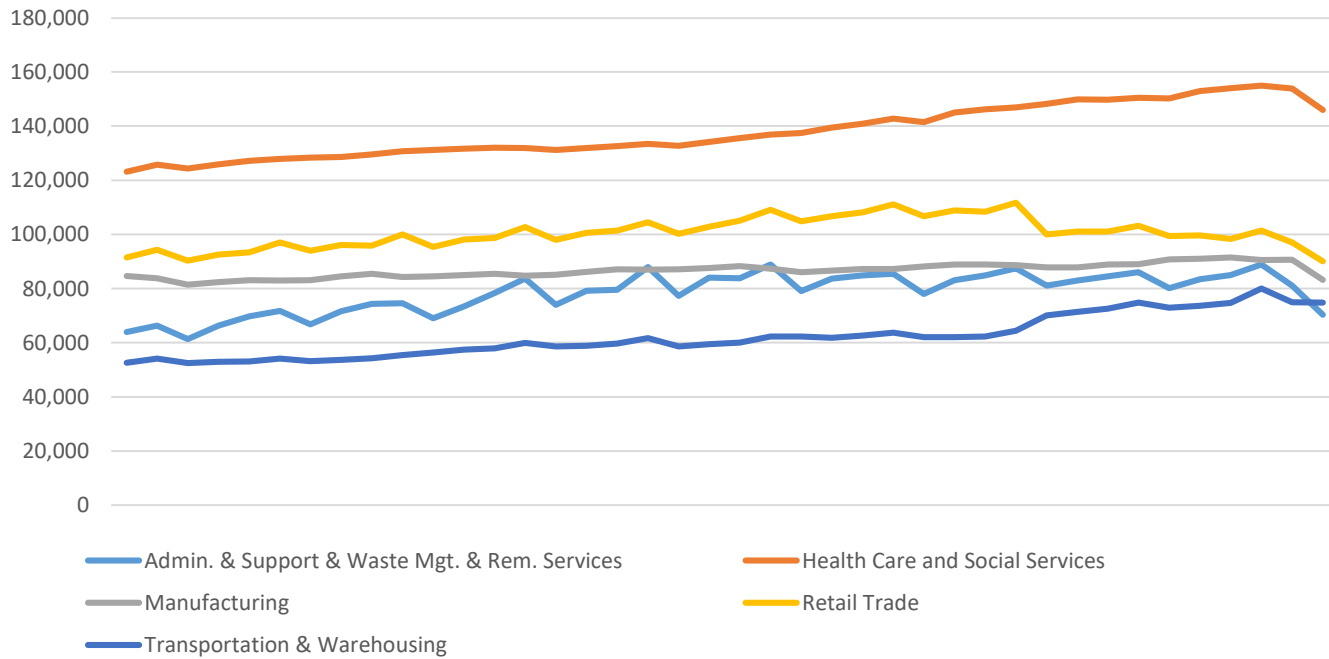
Boone, Hamilton, Hancock, Hendricks, Johnson, Madison, Marion, Morgan, and Shelby Counties

Industry	Jobs	Previous Year	Establishments	Previous Year	Average Weekly Wage	Previous Year
<b>Total</b>	<b>915,916</b>	<b>↓ -9.47%</b>	<b>45,068</b>	<b>↑ 1.21%</b>	<b>\$1,073</b>	<b>↑ 7.73%</b>
Accommodation and Food Services	61,053	↓ -34.78%	3,913	↓ -2.20%	\$365	↓ -1.08%
Admin. & Support & Waste Mgt. & Rem. Services	70,367	↓ -15.68%	2,857	↑ 6.29%	\$758	↑ 9.70%
Agriculture, Forestry, Fishing and Hunting*	2,074	↑ 13.89%	216	↑ 2.86%	\$920	↑ 1.32%
Arts, Entertainment, and Recreation*	9,671	↓ -41.96%	692	↓ -5.08%	\$1,102	↑ 33.74%
Construction	51,349	↓ -1.08%	3,853	↑ 0.47%	\$1,232	↑ 5.12%
Educational Services	63,963	↓ -5.58%	956	↑ 2.69%	\$918	↑ 9.29%
Finance and Insurance	47,194	↓ -0.70%	3,081	↑ 2.80%	\$1,553	↑ 4.93%
Health Care and Social Services	145,953	↓ -4.54%	4,256	↑ 3.55%	\$1,158	↑ 3.58%
Information	12,463	↓ -12.61%	628	↑ 3.80%	\$1,375	↑ 7.34%
Management of Companies and Enterprises*	11,675	↓ -4.50%	354	↓ -1.12%	\$1,629	↓ -1.51%
Manufacturing	83,230	↓ -8.49%	1,792	↑ 1.76%	\$1,420	↑ 3.20%
Mining*	527	↑ 3.13%	41	↑ 5.13%	\$1,408	↑ 1.88%
Other Services (Except Public Administration)	24,770	↓ -23.27%	3,781	↓ -1.87%	\$825	↑ 14.27%
Professional, Scientific, and Technical Services	59,132	↑ 0.17%	5,843	↑ 3.16%	\$1,536	↑ 3.85%
Public Administration	45,045	↓ -0.63%	464	↑ 1.09%	\$1,208	↑ 6.34%
Real Estate and Rental and Leasing	15,053	↓ -11.87%	2,273	↑ 4.12%	\$1,039	↑ 8.12%
Retail Trade	90,169	↓ -9.50%	5,275	↓ -1.12%	\$657	↑ 9.14%
Transportation & Warehousing	74,860	↑ 1.64%	1,508	↑ 0.94%	\$918	↓ -0.22%
Utilities*	4,529	↑ 0.07%	86	↑ 4.88%	\$2,022	↑ 0.15%
Wholesale Trade	41,936	↓ -6.97%	3,199	↑ 0.19%	\$1,345	↑ 1.05%

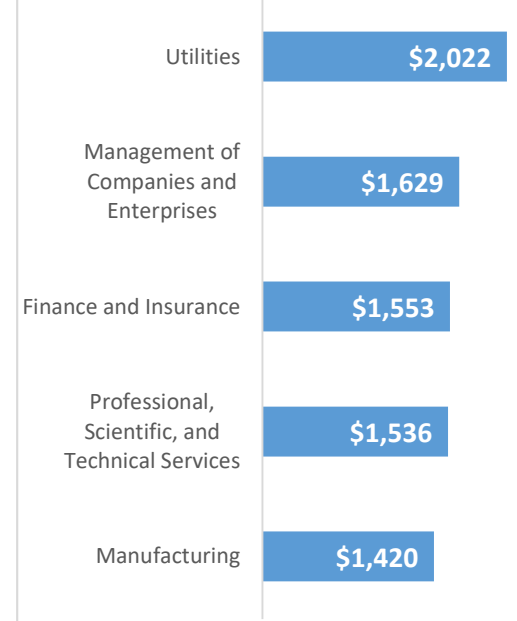
\* These industries exclude county data (jobs and wages) that are not available due to non-disclosure requirements.

D = This item is not available due to non-disclosure requirements.

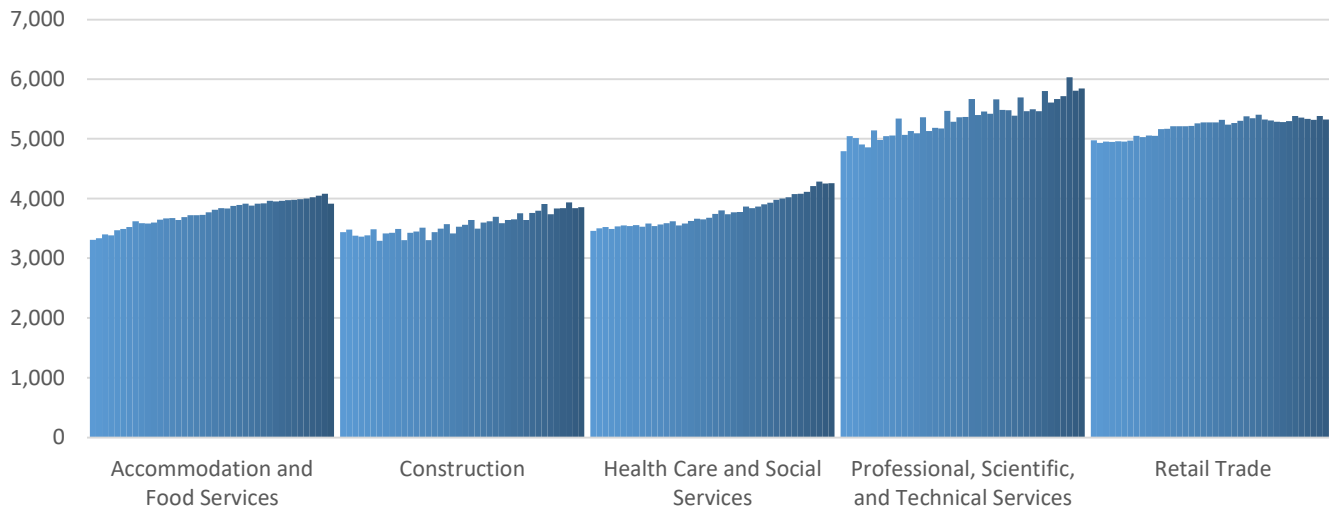
### Top 5 Largest Industries by Jobs (past 10 years)



### Top 5 Paying Industries by Average Weekly Wage



### Top 5 Largest Industries by Establishments (past 10 years)



Source:

*Quarterly Census of Employment and Wages, Indiana Dept. of Workforce Development*

For more information, contact:

**Joe Smagacz**

Regional Workforce Analyst

(317) 232-8539

[jsmagacz@dwd.in.gov](mailto:jsmagacz@dwd.in.gov)



**INDIANA**  
DEPARTMENT OF  
**WORKFORCE**  
DEVELOPMENT