

# HOOSIERS BY THE NUMBERS

Your premier source for labor market information for Indiana.

## INDUSTRY SECTOR SNAPSHOT

### Economic Growth Region 4

Quarter 2 2024

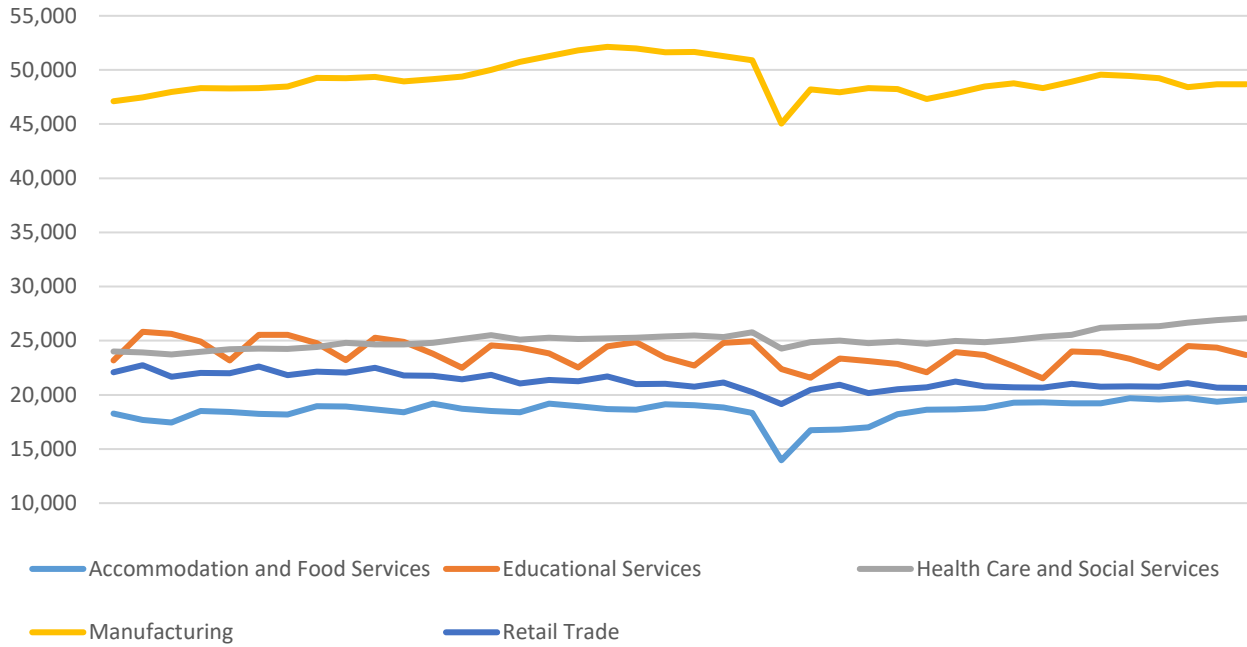
Benton, Carroll, Cass, Clinton, Fountain, Howard, Miami, Montgomery, Tippecanoe, Tipton, Warren, and White Counties

Industry	Jobs	Previous Year	Establishments	Previous Year	Average Weekly Wage	Previous Year
<b>Total</b>	<b>207,712</b>	<b>↑ 0.33%</b>	<b>10,320</b>	<b>↑ 0.14%</b>	<b>\$1,076</b>	<b>↑ 5.18%</b>
Accommodation and Food Services	19,586	↓ -0.51%	1,014	↓ -1.07%	\$388	↑ 4.86%
Admin. & Support & Waste Mgt. & Rem. Services	7,628	↓ -8.44%	498	↓ -0.40%	\$748	↑ 6.70%
Agriculture, Forestry, Fishing and Hunting	2,490	↓ -0.48%	315	↓ -1.56%	\$955	↑ 0.95%
Arts, Entertainment, and Recreation*	1,497	↓ -3.36%	128	↑ 1.59%	\$348	↑ 7.08%
Construction	9,999	↑ 6.33%	910	↓ -1.83%	\$1,371	↑ 7.70%
Educational Services*	23,679	↑ 1.52%	188	↑ 0.53%	\$1,257	↑ 5.54%
Finance and Insurance	4,115	↓ -1.67%	636	↓ -0.93%	\$1,345	↑ 5.82%
Health Care and Social Services	27,073	↑ 3.00%	990	↑ 1.64%	\$1,014	↑ 1.81%
Information*	1,761	↓ -0.73%	152	↓ -4.40%	\$867	↑ 0.70%
Management of Companies and Enterprises*	268	↓ -1.11%	43	↑ 7.50%	\$1,865	↓ -2.46%
Manufacturing*	48,687	↓ -1.53%	505	↓ -1.94%	\$1,440	↑ 4.96%
Mining*	84	↓ -11.58%	17	○ 0.00%	\$1,509	↑ 2.24%
Other Services (Except Public Administration)*	5,585	↓ -1.08%	787	↓ -1.38%	\$768	↑ 4.63%
Professional, Scientific, and Technical Services	5,092	↑ 0.51%	937	↑ 4.46%	\$1,627	↑ 19.54%
Public Administration	9,761	↑ 4.95%	221	↓ -2.21%	\$1,017	↑ 4.09%
Real Estate and Rental and Leasing*	1,985	↑ 0.81%	428	↑ 0.23%	\$979	↑ 11.76%
Retail Trade	20,626	↓ -0.83%	1,468	↑ 1.24%	\$619	↑ 1.14%
Transportation & Warehousing	7,076	↑ 0.57%	507	↓ -2.12%	\$1,122	↑ 4.66%
Utilities*	435	↑ 12.11%	36	↑ 5.88%	\$2,196	↑ 5.53%
Wholesale Trade	5,875	↑ 6.68%	540	↑ 3.05%	\$1,308	↑ 0.31%

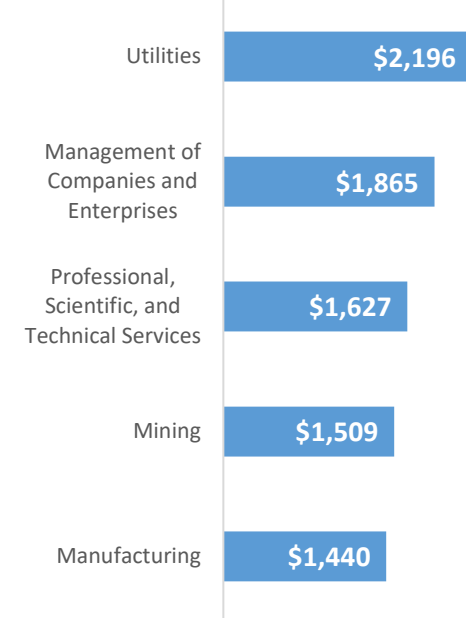
\* These industries exclude county data (jobs and wages) that are not available due to non-disclosure requirements.

D = This item is not available due to non-disclosure requirements.

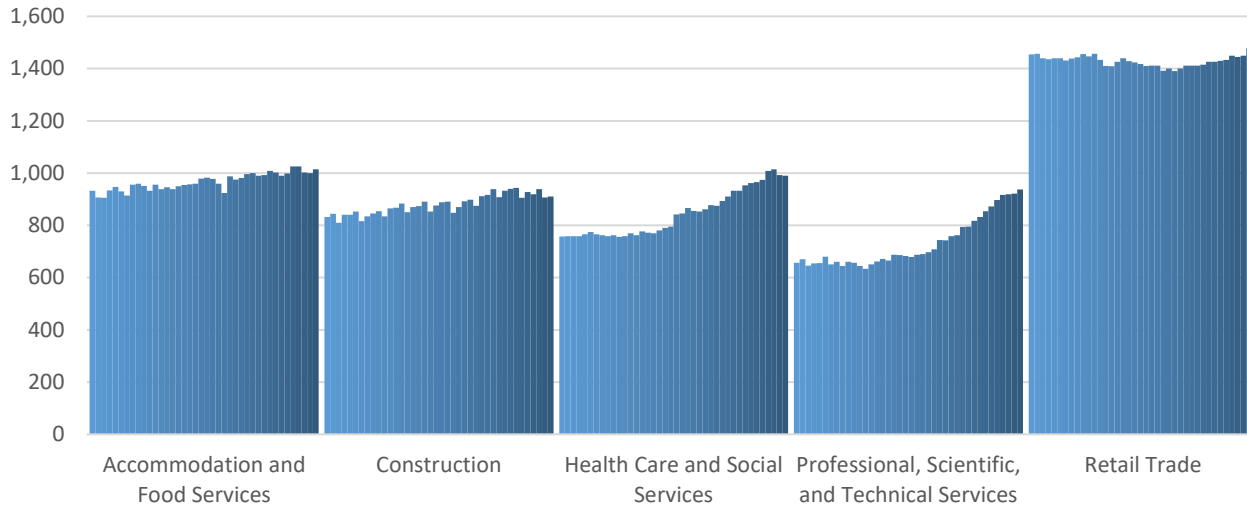
### Top 5 Largest Industries by Jobs (past 10 years)



### Top 5 Paying Industries by Average Weekly Wage



### Top 5 Largest Industries by Establishments (past 10 years)



Source:  
*Quarterly Census of Employment and Wages,  
 Indiana Dept. of Workforce Development*

For more information, contact:  
**Cassie Janes**  
 Regional Workforce Analyst  
[cjanes@dwd.in.gov](mailto:cjanes@dwd.in.gov)

