

INDUSTRY SECTOR SNAPSHOT

Economic Growth Region 3

Quarter 4 2023

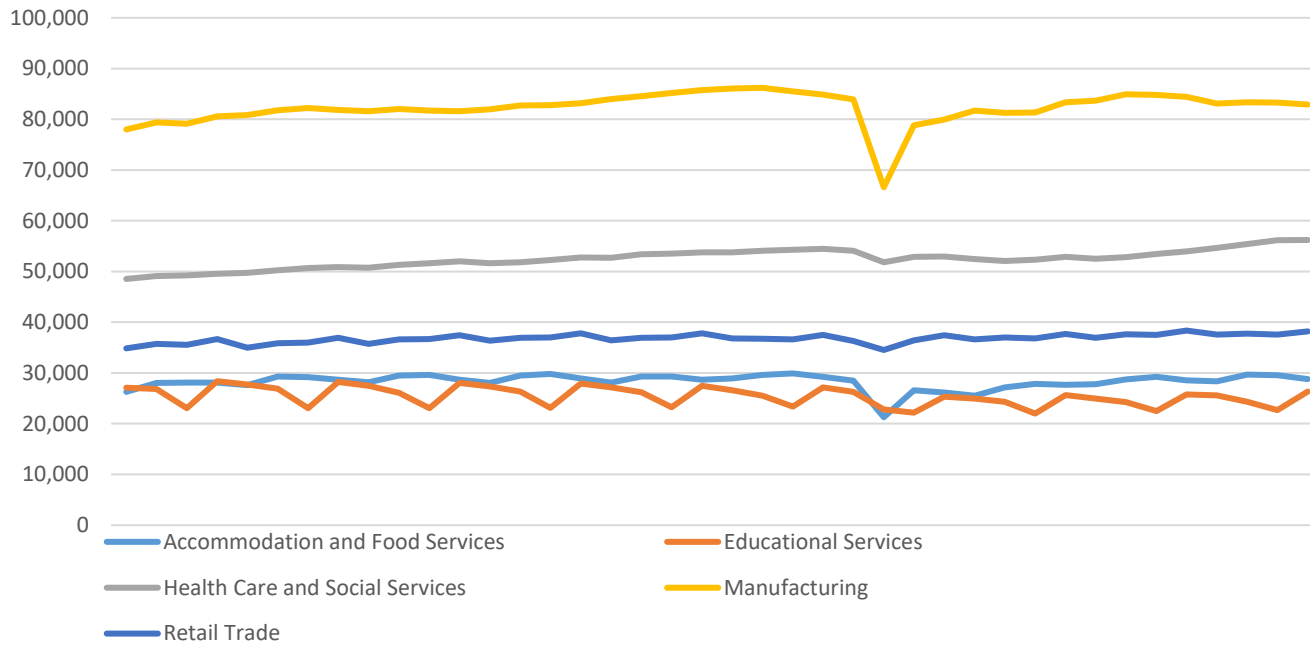
Adams, Allen, DeKalb, Grant, Huntington, LaGrange, Noble, Steuben, Wabash, Wells, and Whitley Counties

Industry	Jobs	Previous Year	Establishments	Previous Year	Average Weekly Wage	Previous Year
Total	361,043	↑ 0.22%	18,155	↑ 1.11%	\$1,070	↑ 3.18%
Accommodation and Food Services	28,801	↑ 0.87%	1,493	↑ 2.97%	\$406	↑ 3.57%
Admin. & Support & Waste Mgt. & Rem. Services	16,366	↓ -10.03%	983	↑ 3.15%	\$786	↑ 2.48%
Agriculture, Forestry, Fishing and Hunting	2,241	↑ 5.56%	296	↑ 1.72%	\$976	↑ 1.56%
Arts, Entertainment, and Recreation*	3,248	↑ 2.36%	244	↑ 4.27%	\$480	↑ 4.58%
Construction	17,560	↑ 2.81%	1,860	↑ 2.54%	\$1,444	↑ 6.73%
Educational Services	26,336	↑ 2.26%	388	↑ 1.31%	\$847	↑ 6.01%
Finance and Insurance	11,269	↓ -3.68%	1,170	↑ 2.63%	\$1,499	↑ 6.69%
Health Care and Social Services	56,210	↑ 4.14%	1,566	↑ 4.40%	\$1,158	↑ 2.30%
Information*	3,475	↓ -1.00%	243	↑ 2.97%	\$1,091	↑ 3.71%
Management of Companies and Enterprises*	2,989	↑ 5.36%	115	↓ -1.71%	\$2,067	↑ 2.38%
Manufacturing	82,940	↓ -1.78%	1,391	↓ -0.78%	\$1,295	↑ 2.05%
Mining*	200	↑ 7.53%	32	↑ 6.67%	\$1,414	↑ 2.76%
Other Services (Except Public Administration)	10,999	↑ 3.29%	1,431	↑ 0.35%	\$732	↑ 7.96%
Professional, Scientific, and Technical Services	9,811	↓ -1.82%	1,633	↑ 2.13%	\$1,564	↑ 5.11%
Public Administration	11,234	↑ 0.21%	222	↓ -23.97%	\$1,051	↑ 6.27%
Real Estate and Rental and Leasing	3,480	↓ -0.20%	780	↓ -0.13%	\$1,011	↑ 1.40%
Retail Trade	38,216	↓ -0.38%	2,366	↓ -0.55%	\$706	↑ 0.86%
Transportation & Warehousing	19,295	↑ 1.52%	792	↑ 0.64%	\$1,085	↑ 1.02%
Utilities*	1,025	↑ 4.59%	56	↓ -1.75%	\$1,715	↑ 1.18%
Wholesale Trade	14,745	↑ 1.36%	1,094	↑ 0.92%	\$1,440	↑ 2.35%

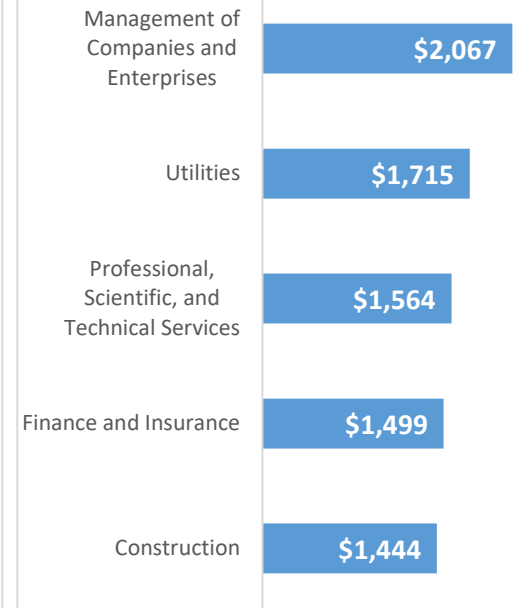
* These industries exclude county data (jobs and wages) that are not available due to non-disclosure requirements.

D = This item is not available due to non-disclosure requirements.

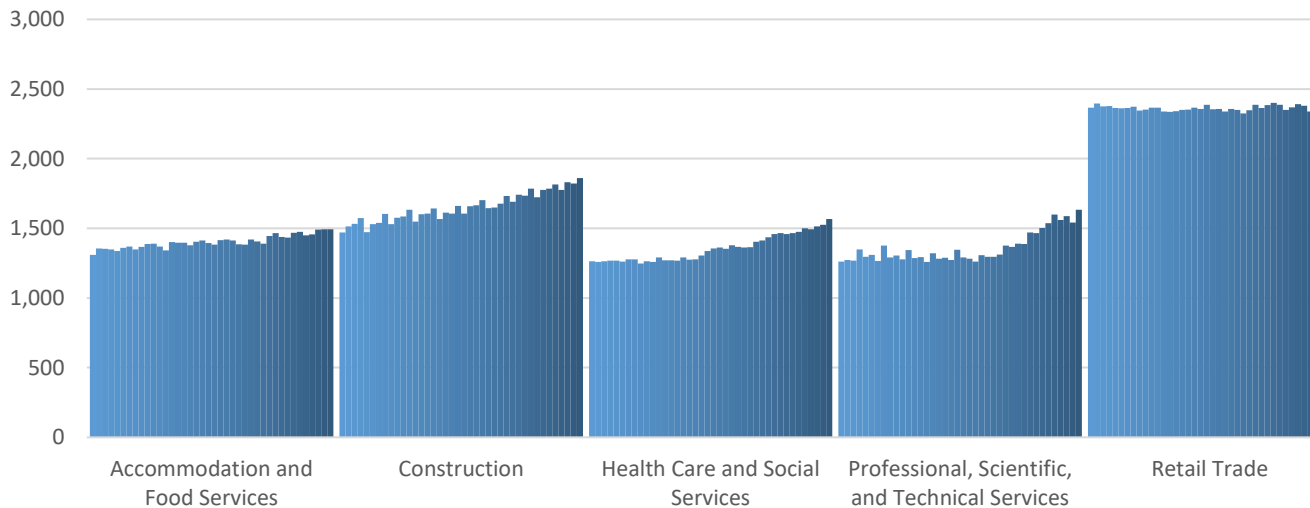
Top 5 Largest Industries by Jobs (past 10 years)



Top 5 Paying Industries by Average Weekly Wage



Top 5 Largest Industries by Establishments (past 10 years)



Source:

Quarterly Census of Employment and Wages,
Indiana Dept. of Workforce Development

For more information, contact:

Alex Corn

Regional Workforce Analyst

(260) 255-5098

dcorn@dwd.in.gov

